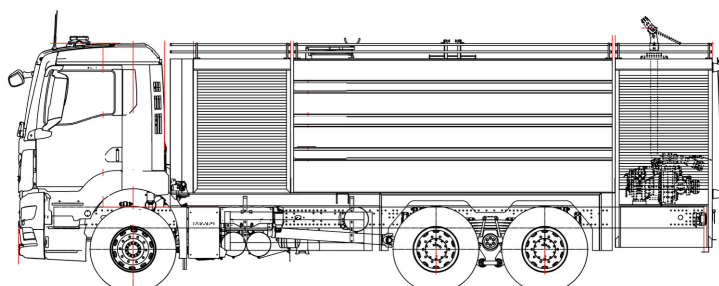




15.000 LT. WATER TANK SUPERSTRUCTURE FOR FIRE FIGHTER TECHNICAL SPECIFICATION WITH MOTOPUMP

INTRODUCTION:



Pictures are used for reference purpose.

1. CHASSIS VEHICLE

Axle Configuration
Emission

2. BODYWORK

Construction

The superstructure is made of steel coverings and steel framework.

All components of the superstructure will be assembled to an auxiliary frame. This frame is fastened to the main chassis by means of suitable fastening to avoid harmful influences on the bodywork.

Design

will be covered by anti-slip material with light alloy handrails.

Will be designed in such a way to allow maximum accessibility to all areas Working Deck It

Roof Access

One unit climbing ladder will be fixed at the rear part of the vehicle to access the roof of the vehicle.

Handgrips will be provided on the ladder.

Storage Lockers

There are 5 storage lockers surrounding the vehicle. Lockers are closed by lockable aluminum roller shutters.

All locks on the vehicle can be opened by one universal key. The base of the lockers will be covered with aluminum plates.

Drain holes are provided on the floor of the compartment to supply the water drainage.

3. WATER TANK

Type

Modular type tank placed between the two locker compartments

Capacity / Material

15000 liters / Stainless steel 4mm AISI 316L

Baffle Plates

There will be vertical & horizontal baffle plates inside the Water Tank.

Baffle plates will be made of same material with the tank and permit human passing between partitions

Manhole

At least 450 mm diameter Manhole Cover with mechanically lockable lid.


Filling the Tank

Fitted with 2 side filling inlets which are 2.5 inch and having STORZ couplings with a non-return valve.

Tank Drainage
Valve. Overflow
Level Indicator

Under the tank knee reservoir and 2 inches with Spherical Bluff Pipe for the air and extra water inside the tank.

A digital Water Level Indicator will be available on the Control Panel.



4.FIRE PUMP

| | |
|---------------|-----------------------------------------------------------------------------------------------------------------------------------------------------------------------------------------------------------------------------------------------------------------------------------------------------------------------------------------------------------------------------------------------------------------------------------------------------------------------------------------------------------------------------------|
| Make / Model | CINAR 3000 N |
| Type | Centrifugal |
| Driven Type | PTO |
| Material | Body & Fan will be manufactured from light alloy aluminum and the pump shaft will be manufactured from Stainless Steel. Cnr pump can operate with salty sea water |
| Capacity | 3000 lpm at 10 bar 3000lt/pm 40 bar 250lt/pm |
| Outlets | 2 units 2-inch spherical type outlets with STORZ couplings 2 units 1.5 inch spherical type outlets with STORZ couplings |
| Suction | 1 unit 4 inch suction nozzle with STORZ coupling. CNR pump has a capability to suck water from 7 m geographical depth. Automatic suction system is coupled to pump. |
| Pump Location | The pump will be mounted in the rear part of chassis but the outlets will be at the rear compartment. It will be accessible from the rear door. |
| Control Panel | The pump will be mounted on necessary location and the outlets will be at the rear compartment. It will be accessible from the rear door. The PTO can be engaged from the driver cabin. The Control Panel is isolated from the water. The following buttons are available on the control panel; <ul style="list-style-type: none"> • Normal Pressure Indicator • RPM gauge • Vacuum switch on-off bottoms. • Emergency Stop Button • Illumination button for night operations. |



5.WATER/FOAM MONITOR


| | |
|-------------------|--------------------------------------------|
| Make / Model | CINAR 2400 lpm manual water monitor |
| Capacity | 2,400 LPM, Aluminum. |
| Placement | On superstructure at rear. |
| Control | Manual |
| Throwing Distance | Min. 50 meters water |
| Movement | Horizontal; 360°, and Vertical - 45°/- 80° |
| Nozzle | Cnr Jetting / Spraying Nozzle. |
| Rewinding | Manual |





6.HOSE REEL

| | |
|--------------|-------------------------------------------------------|
| Make / Model | CINAR first intervention hose reel |
| Quantity | 1 unit. |
| Location | At rear left or rear right side of the vehicle |
| Type | Made of aluminum molding, resistant to high pressure. |
| Hose | 1 inch x 80m, unbreakable and uncrushable |
| Nozzle | Jetting/Spraying Nozzle with hand grip |
| Rewinding | Manual |



7.MOTOPUMP

Model: WB30XT3DRX.
Max. output capacity: 1100 l/min.
Debris size capacity: 6 mm.
Inlet/outlet diameter thread type: 80 mm / 3 " PF.
Total head: 23 m.
Suction head: 8 m.
Pressure: 2.8 bars.



8. ACCESSORIES

| | |
|----------------------------------------------------------|------------------------------------------------|
| 9 mt Extending Ladder | 1 unit 4" 3m suction hose with storz couplings |
| 2 units 2.5" 20m quality fire hoses with storz couplings | 1 unit 4" suction strainer |
| 2 units 2" 20m quality fire hoses with storz couplings | 1 unit abc coupling spanner |
| 2 units Straight flow shut off valve branch pipe nozzle | Inlet and outlet hoses for motopump |

9. ELECTRICAL INSTALLATION

2 or 4 different siren system
Lockers illumination
On two sides, front and rear of the vehicle there will be flashing warning lights
2 unit rotating beacons fixed in front and 1 in rear of the vehicle
The electrical system of the fire equipment will be separated from the chassis' electrical system; the electrical system of the fire equipment is reinforced by a special fuse system and all the electrical system is isolated from water.
Radio pre-equipment



10.PAINTING

After finishing production all surfaces except shutters will be painted Fire-Red (RAL 3000). Tank interior will be coated two layers of epoxy.

11.DOCUMENTS / MANUAL

1 set of Workshop Manual, Spare Parts Catalogue, Operation & Maintenance Booklet will be provided

12.WARRANTY

The Fire Truck has 5-(five)-year warranty starting from Factory Acceptance, against any kind of laboring mistakes as long as maintenance and user manual carried out properly. Fire pump has 3 year warranty.

13.SPARE PARTS

PROCOMPACTOR/CINAR guarantees to supply spare parts for 10-(ten)-years operation period. The spare parts that will be supplied by PROCOMPACTOR / CINAR

14.INSPECTION AND TRAINING

Factory Acceptance Tests will be held at CINAR Factory in Konya.
This offer includes training at manufacturer factory for at least 2 operators of buyer. Training duration and content will be decided with the buyer after agreement.