



## Vehicle description for: TGS 33.440 6x4 BB SA



### Vehicle standards

Product family	The new MAN Truck Generation
Model & Variant	TGS 33.440 6x4 BB SA
Emission class	EURO2
Engine family	D26
Engine output	324 kW
Battery gross capacity	0 kWh
Batteries number	0
Vehicle type	Vehicle type Semitrailer tractor (SA)
Body type	042 SZM Heavy-duty transport
Cab	TN cab: the flexible one (narrow, long, normal height)
Main wheel distance	3600 mm
Overhang	700 mm
Steering configuration	Left

### Vertical Load

	National Registration	Technical Load
Gross weight	33,000 kg	33,000 kg
Front axle	8,000 kg	8,000 kg
Rear axle	13,000 kg	13,000 kg
Rear axle 2	13,000 kg	13,000 kg

### Horizontal Load

	National Registration	Technical Load
Gross train weight	44,000 kg	64,000 kg



The printed images in this offer are for explanatory purposes and may differ from the actual configuration.  
For further product information on the tire selection "selectively", please contact our sales staff.

## Vehicle characteristics

### Basic characteristics

<input type="checkbox"/>	Vehicle version for public service deployment	0P0H7
<input type="checkbox"/>	Semitrailer tractor	0P2UA
<input type="checkbox"/>	Chassis class, heavy	0P2UC
<input type="checkbox"/>	Destination: Algeria (DZ)	0P3FQ
<input type="checkbox"/>	Merchant tonnage 33 t	0P8LK
<input type="checkbox"/>	Basic layout of vehicle, all-round	0PGCU
<input type="checkbox"/>	Frame type, medium-high	0P2TQ
<input type="checkbox"/>	Vehicle type Semitrailer tractor (SA)	0P2UR
<input type="checkbox"/>	Left-hand-drive	0P3AS
<input type="checkbox"/>	Right-hand traffic	0P3F5
<input type="checkbox"/>	Vehicle documentation in French	0P2LA
<input type="checkbox"/>	Labelling in French	0P8NN
<input type="checkbox"/>	Cab position 640 mm (distance from frame lower edge to cab floor)	0PHBE

### Registration

<input type="checkbox"/>	Vehicle approval, N3 class	0P3JR
<input type="checkbox"/>	Maximum speed limiter, 89 km/h, tolerance +1 km/h, electronic, engine speed regulation	0P2UJ
<input type="checkbox"/>	Maximum vehicle noise level, 80 dB in acc. with UN/ECE-R 51.02	0PINC
<input type="checkbox"/>	Height over cab, unloaded up to 4,000 mm	0PHA1
<input type="checkbox"/>	Vehicle classification in accordance with regulation (EU) 2018/858	0PKAW

### Documents

<input type="checkbox"/>	Without registration documentation, national	0P3B0
<input type="checkbox"/>	Special confirmation, heavy load / municipal operation	0P3CK

### Application scope / transport tasks

<input type="checkbox"/>	Construction	0P6WH
<input type="checkbox"/>	042 SZM Heavy-duty transport	0P2QN
<input type="checkbox"/>	Temperature range, vehicle deployment, warm country	0PHIB
<input type="checkbox"/>	Case hardness of final drive Distribution	0P4F0

### Lines, editions and packages

<input type="checkbox"/>	Special request paintwork	0PJTD
<input type="checkbox"/>	Without Individual Lion package	0PJT1

### Horizontal and vertical loads

<input type="checkbox"/>	33,000 kg permitted gross load, vertical, nat. appr.	0P5QP
<input type="checkbox"/>	33,000 kg permitted gross load, vertical, tech.	0P5UA
<input type="checkbox"/>	33,000 kg permitted gross load, vertical, tech. Plus	0P8HZ
<input type="checkbox"/>	8,000 kg permitted load on front axle, nat. appr.	0P5KT
<input type="checkbox"/>	8,000 kg permitted load on front axle, tech.	0P5LN
<input type="checkbox"/>	8,000 kg permitted load on front axle, tech. Plus	0P8D4
<input type="checkbox"/>	13,000 kg permitted load on rear axle NatZu	0P5HC
<input type="checkbox"/>	13,000 kg permitted load on rear axle, tech.	0P5IO
<input type="checkbox"/>	13,000 kg permitted load on rear axle, tech. Plus	0P8BY



<input type="checkbox"/>	13,000 kg permitted load on 2nd rear axle NatZu	0P5FM
<input type="checkbox"/>	13,000 kg permitted load on 2nd rear axle, tech.	0P5M9
<input type="checkbox"/>	13,000 kg permitted load on 2nd rear axle, tech. Plus	0P7TJ
<input type="checkbox"/>	44,000 kg permitted gross train weight, national registration	0PBIY
<input type="checkbox"/>	64,000 kg permissible gross train weight TechH.	0PBW1
<input type="checkbox"/>	86,000 kg permitted gross train weight, Tech. Plus	0PBQ8
<input type="checkbox"/>	148kN D value	0P8YB
<input type="checkbox"/>	With the registered technical gross train weight, the maximum possible gradeability is 10 %	0P9A2

## Notification texts

<input type="checkbox"/>	Note: With increased permissible gross weight, increase in wear of driveline and reduced service life	0PFZP
<input type="checkbox"/>	Note: The engine output must be expected to decline if the gross train weight is high and the vehicle is exposed to extreme conditions.	0PGB9
<input type="checkbox"/>	Notice: Reduced front overhang angle due to long radiator	0PHPG
<input type="checkbox"/>	Without note (propshaft wear)	0PJRV

## Chassis

### Vehicle frame (wheelbase, overhang, ...)

<input type="checkbox"/>	Main wheelbase, 3,600 mm	0P2ZD
<input type="checkbox"/>	Wheelbase between rear axles, 1,400 mm	0P3BX
<input type="checkbox"/>	Frame overhang, rear, 700 mm	0P3EQ
<input type="checkbox"/>	Main frame side member thickness, 9.5 mm	0P0Y7
<input type="checkbox"/>	Vehicle rear, angled end of frame	0P0XS
<input type="checkbox"/>	Semitrailer auxiliary frame	0P0XV

### Exhaust system, air intake

<input type="checkbox"/>	Exhaust silencer, side, left	0P1BG
<input type="checkbox"/>	Exhaust tailpipe, towards rear	0P1BQ
<input type="checkbox"/>	Air intake, behind cab, raised	0P0AY
<input type="checkbox"/>	Pre-separator for engine air intake	0P0BA

### Battery cases, batteries, alternator

<input type="checkbox"/>	2 batteries, 12 V, 180 Ah, long-life (EFB), maintenance free	0PGB1
<input type="checkbox"/>	Three-phase alternator 28 V, 120 A, 3,360 W, Longlife Eco	0P1BW
<input type="checkbox"/>	Medium battery box, 2 batteries	0P0WU
<input type="checkbox"/>	Battery box, left	0P0WO
<input type="checkbox"/>	Main battery switch, mechanical	0P0WF
<input type="checkbox"/>	Fuses	0P1V1

### Tanks and fuel line

<input type="checkbox"/>	Fuel tank capacity 590 l, right	0P4EL
<input type="checkbox"/>	Fuel tank, right, aluminium	0P4GM
<input type="checkbox"/>	Tank cross-section, right, medium	0P4HE
<input type="checkbox"/>	Fuel tank cap, lockable for master key system	0P4H5
<input type="checkbox"/>	Filter screen for fuel tank filler neck	0P1EM
<input type="checkbox"/>	Fuel pre-filter position on the battery box	0PIW9



## Frame attachments

<input type="checkbox"/>	Underride protection, front	0P1FN
<input type="checkbox"/>	Working platform, with step	0P0VE
<input type="checkbox"/>	Underride protection, side, only left (e.g. for tankers)	0P1FI
<input type="checkbox"/>	Spare wheel hoist on left side, in front of rear axle	0P0XO
<input type="checkbox"/>	Hoist for spare wheel	0P0VN
<input type="checkbox"/>	Final cross member, with hole pattern 160 x 100 mm	0P1SB
<input type="checkbox"/>	Without underride protection, rear	0P1FB
<input type="checkbox"/>	Wheel chock, 1 unit, with retaining device	0P1FO
<input type="checkbox"/>	Without body attachment brackets/thrust plates	0P0X6

## Pneumatic brakes, compressed-air generation, brake system

<input type="checkbox"/>	Air compressor, 1-cylinder, 360 ccm	0P0AF
<input type="checkbox"/>	Compressed-air treatment, pneumatically controlled	0P0AB
<input type="checkbox"/>	Compressed-air tank, steel, with elastic inserts beneath clamping straps	0P8KE
<input type="checkbox"/>	Electronic brake system (EBS)	0P0BL
<input type="checkbox"/>	Anti-lock braking system (ABS)	0P0BE
<input type="checkbox"/>	Full brake assistant	0P0CM
<input type="checkbox"/>	Without preparation for EBS Full control unit	0PHPM
<input type="checkbox"/>	MAN EVB high-performance engine brake	0P0BV



<input type="checkbox"/>	Drum brakes on front axle	0P11A
<input type="checkbox"/>	Drum brakes on rear axle	0P115
<input type="checkbox"/>	Drum brakes on 2nd rear axle	0P11F
<input type="checkbox"/>	Parking brake control, next to driver's seat	0P3KH
<input type="checkbox"/>	Brake cylinder with parking brake for increased gross weight	0P8QF
<input type="checkbox"/>	Parking brake with spring-type actuator on rear axles (incl. leading axle/ trailing axle)	0PGBL
<input type="checkbox"/>	Anti-jackknifing brake, manual, can be operated next to driver's seat	0P0CJ

## Lights and acoustic signals on the chassis (rear lights, ...)

<input type="checkbox"/>	Rear lights	0P2AQ
--------------------------	-------------	-------



- Emergency braking signal, hazard light activation, automatic

0P0CG



- Acoust. Reversing warning system when reverse gear selected
- Light function test
- Side marker lights, LED

0P3CD

0P2AD

0P2BJ

## Driveline/running gear

---

### Engine, radiator

- Diesel engine MAN D2676 LF04, 324 kW (440 hp) output, 2,100 Nm torque, Euro 2 0P6BP
- Fuel filter, for fuels up to Cleanliness Class 25 0PHII
- Fuel pre-filter, with oil separator/water trap 0P0AT
- Without torque reduction 0P0G5
- Engine dry-air filter, with safety insert 0P0B8
- Ventilation, crankcase, closed 0P8PM
- Anti-noise skirt, engine 0P2E7
- Engine radiator Visco fan, high cooling output 0P0H0
- Reduction of dust swirl through radiator fan 0P1YE
- Engine cooler, extended 0P4XY
- Front radiator protection, grille 0P1VP
- Engine oil dipstick and digital oil level gauge 0P0B6
- Warning message for engine coolant level, with advance warning 0P0KA
- Antifreeze, down to -32 °C 0P0AK
- Cover for intercooler 0P1X4
- Service product level indicator and intake system vacuum 0P3KT

### Gearbox, clutch


- Manually operated gearbox, MAN 16.25 OD 0P5VL
  - Gearbox for increased percentage of overrun during driving operation 0PGCL
  - Manual gearbox operation, single-H, group/split switch 0P3KL
  - Single-disc clutch, 430 mm, dry, reinforced (LongLife) 0P0DW
  - Main propshaft, 30,000 Nm functional limit torque 0PKZJ
  - Propshafts with high-temperature grease, cannot be lubricated 0PKZN
-




- Driveline propshaft, reinforced 0P0E2
- Propshaft, 2nd rear axle, reinforced 0PGCF

Wheels, tyres

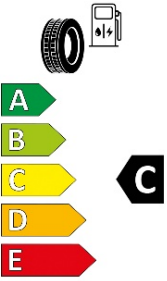
- Required tyre speed index K 0PFW3
- Front axle tyres Bridgestone 315/80R22.5 M-STEER 001 Steering-Road+Offroad TL 0PEYF



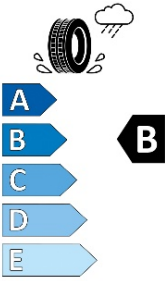


**Bridgestone** 8697



315/80R22,5 156/150 K C3



**C**



**B**

2020/740

### Product Information Sheet

Delegated Regulation (EU) 2020/740


Supplier name or trademark	<b>BRIDGESTONE</b>
Commercial name or trade designation	<b>M-STEER 001</b>
Tyre type identifier	<b>8697</b>
Tyre size designation	<b>315/80 R22.5</b>
Load-capacity index	<b>156</b>
Load-capacity index (Load index for Dual mounting)	<b>150</b>
Speed category symbol	<b>K</b>
Fuel efficiency class	<b>C</b>
Wet grip class	<b>B</b>
External rolling noise class	<b>A</b>
External rolling noise value	<b>69 dB</b>
Severe snow tyre	<b>Yes</b>
Date of start of production	<b>14/16</b>
Date of end of production	<b>-</b>
<b>Additional information</b>	
Load-capacity index (Single load index for Additional Service Description)	
Load-capacity index (Dual load index for Additional Service Description)	
Speed category symbol (for Additional Service Description)	

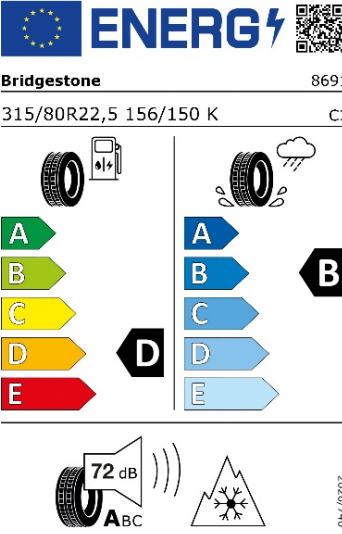
- Rim type, front axle, steel, single-part 0P0P0
- Rim size, front axle, 10-hole, 9.00x22.5 0P0NI
- Wheel nut cover ring, front axle 0P0PR



- Rear axle tyres Bridgestone 315/80R22.5 M-DRIVE 001 Drive-S+G TL

0PDT9





**ENERGY**

**Bridgestone** 8691

315/80R22,5 156/150 K C3

Fuel efficiency class: D  
Wet grip class: B  
External rolling noise class: A  
External rolling noise value: 72 dB  
Severe snow tyre: Yes

2020/740

### Product Information Sheet

Delegated Regulation (EU) 2020/740

Supplier name or trademark	BRIDGESTONE
Commercial name or trade designation	M-DRIVE 001
Tyre type identifier	8691
Tyre size designation	315/80 R22.5
Load-capacity index	156
Load-capacity index (Load index for Dual mounting)	150
Speed category symbol	K
Fuel efficiency class	D
Wet grip class	B
External rolling noise class	A
External rolling noise value	72 dB
Severe snow tyre	Yes
Date of start of production	14/16
Date of end of production	-
<b>Additional information</b>	
Load-capacity index (Single load index for Additional Service Description)	
Load-capacity index (Dual load index for Additional Service Description)	
Speed category symbol (for Additional Service Description)	

- Rim type, rear axle, steel, single-part
- Rim size, rear axle, 10-hole, 9.00x22.5


0P000

0P0MU



- Tyres for 2nd rear axle Bridgestone 315/80R22.5 M-DRIVE 001 Drive-Road+Offroad TL

0PEB9



**Product Information Sheet**

Delegated Regulation (EU) 2020/740

Supplier name or trademark	BRIDGESTONE
Commercial name or trade designation	M-DRIVE 001
Tyre type identifier	8691
Tyre size designation	315/80 R22.5
Load-capacity index	156
Load-capacity index (Load index for Dual mounting)	150
Speed category symbol	K
Fuel efficiency class	D
Wet grip class	B
External rolling noise class	A
External rolling noise value	72 dB
Severe snow tyre	Yes
Date of start of production	14/16
Date of end of production	-
<b>Additional information</b>	
Load-capacity index (Single load index for Additional Service Description)	
Load-capacity index (Dual load index for Additional Service Description)	
Speed category symbol (for Additional Service Description)	

- Rim type, 2nd rear axle, steel, single-part 0P0PA
- Rim size, 2nd rear axle, 10-hole, 9.00x22.5 0P007
- Spare wheel, in accordance with configuration for 2nd rear axle tyres 0P0MJ
- Tyre inflation hose, 20 m, with pressure gauge 0P1UA
- Centring sleeves for rim mounting 0PHZW

**Axles**

- 6x4 0P3B9
- Steering ratio, indirect 0P1JY
- Steering oil tank with electrical measuring sensor 0P1JV
- Front axle, 9,200 kg, not driven, straight, steered, not liftable 0P5EX
- Mudguard, front axle 0P1AT
- Splash guard mat on mudguard, front axle, longer at bottom 0P1XS
- Rear axle HPD-1382, 13,000 kg, planetary axle with drive-through, straight, not steered, not liftable 0PIY1



<input type="checkbox"/>	Twin tyre on rear axle	0P1HN
<input type="checkbox"/>	Mudguard, rear axle, upper shell removable	0P1AM
<input type="checkbox"/>	Splash guard mat on mudguard, rear axle, longer at bottom	0P1XK
<input type="checkbox"/>	2nd rear axle HP-1352, 13,000 kg, planetary axle without drive-through, straight, not steered, not liftable	0P1VD
<input type="checkbox"/>	Twin tyre on 2nd rear axle	0P1HW
<input type="checkbox"/>	Mudguard, 2nd rear axle, removable upper shell	0P1B3
<input type="checkbox"/>	Splash guard mat on mudguard, 2nd rear axle, longer at bottom	0P1Y0
<input type="checkbox"/>	Axle ratio, $i = 4.00$	0P0D2
<input type="checkbox"/>	Differential locks on driven rear axles	0P0D1
<input type="checkbox"/>	Without differential locks, front axles	0P0DL

## Axle control system and suspension

---

<input type="checkbox"/>	Suspension type for front axles and driven rear axles, leaf/leaf (BB)	0P2YB
<input type="checkbox"/>	Leaf-spring suspension on front axle, parabolic, 3-leaf, steel	0P1JE
<input type="checkbox"/>	Leaf-spring suspension on rear axle, parabolic, 5-leaf, steel	0P1J2
<input type="checkbox"/>	Leaf-spring suspension on 2nd rear axle, parabolic, 5-leaf, steel	0P1JL
<input type="checkbox"/>	Spring load-bearing capacity front axle 9,500 kg	0P5C4
<input type="checkbox"/>	Spring load-bearing capacity of rear axle, 16,000 kg	0P5BW
<input type="checkbox"/>	Spring load-bearing capacity of 2nd rear axle, 16,000 kg	0P5C8
<input type="checkbox"/>	Shock absorbers on front axle	0P1M4
<input type="checkbox"/>	Shock absorbers on rear axle	0P1LQ
<input type="checkbox"/>	Shock absorbers on 2nd rear axle	0P1M9
<input type="checkbox"/>	Stabiliser, front axle	0P1LD
<input type="checkbox"/>	Stabiliser, rear axle	0P1LA
<input type="checkbox"/>	Stabiliser, 2nd rear axle	0P1LH
<input type="checkbox"/>	Wishbone, reinforced	0P6ZS
<input type="checkbox"/>	Without air suspension control, trailer/semitrailer	0PHN2

## Cab

---

### Cab and cab exterior

---

<input type="checkbox"/>	TN cab: the flexible one (narrow, long, normal height)	0P2DF
<input type="checkbox"/>	Cab mount, Comfort	0P1V9
<input type="checkbox"/>	Cab tilt mechanism, manual	0P1V6
<input type="checkbox"/>	Roof spoiler, 600 mm adjustment range	0P1X7
<input type="checkbox"/>	Roof spoiler adjustment upon delivery, transport position	0P1XA
<input type="checkbox"/>	Tilting roof, mechanical	0P1VW
<input type="checkbox"/>	Bumper, steel, 3 pieces	0P1SG
<input type="checkbox"/>	Front step, integrated, with grab option	0P1VE
<input type="checkbox"/>	Windscreen, composite safety glass, tinted	0P1X0
<input type="checkbox"/>	Sunblind, in front of windscreen	0P1WK
<input type="checkbox"/>	Wiper system for windscreen	0P1WG
<input type="checkbox"/>	Wiper activation, manual	0P1UL
<input type="checkbox"/>	Step unit, hinged	0P1V0
<input type="checkbox"/>	Central locking, no remote control	0P1WS
<input type="checkbox"/>	Vehicle key, 2 units	0P3JT
<input type="checkbox"/>	No door extension	0P1WV

---



<input type="checkbox"/>	Door labelling, according to trade tonnage of vehicle	0P2DQ
<input type="checkbox"/>	Door windows, tinted	0P1WO
<input type="checkbox"/>	Door window, safety glass	0P1WM
<input type="checkbox"/>	Cab rear wall, no window	0P1VD

#### Lights and acoustic signals on cab exterior (headlights, horn, ...)

---

<input type="checkbox"/>	Without light and headlight package	0PKWU
<input type="checkbox"/>	Front headlights, H7	0P1ZN
<input type="checkbox"/>	Stone protection guard for front headlights, wide and fine mesh	0PICD
<input type="checkbox"/>	Daytime driving lights, LED	0P2BP
<input type="checkbox"/>	Fog lights, H7	0P2AH
<input type="checkbox"/>	Cornering light, H7	0P1YF
<input type="checkbox"/>	Turn signal lights, sides, bulb	0P1Z6
<input type="checkbox"/>	Headlight beam regulator, manual	0P2AC
<input type="checkbox"/>	Driving-light control, manual	0P1ZF
<input type="checkbox"/>	Contour lights, bulb, 2 units	0P2BT
<input type="checkbox"/>	Horn, two-tone, electrical	0P1W1
<input type="checkbox"/>	Preparation for revolving beacons (wiring)	0P2BF
<input type="checkbox"/>	2 revolving beacons on cab roof, 1 right and 1 left	0P2B3
<input type="checkbox"/>	Spotlights, 2 units, cab roof, 1 right and 1 left	0P1YM
<input type="checkbox"/>	Spotlight, LED, white	0PJQA
<input type="checkbox"/>	Switch for spotlight/manoeuvring light	0P5U5
<input type="checkbox"/>	Without revolving beacons at the rear of the vehicle	0PJRO

#### Mirrors and mirror replacements

---

<input type="checkbox"/>	Without mirror package	0PKWV
<input type="checkbox"/>	Exterior rear-view mirror, electrically adjustable	0P2CA
<input type="checkbox"/>	Kerb mirror, right, electrically adjustable	0P2CG
<input type="checkbox"/>	Front mirror, mechanical adjustment	0P2CJ
<input type="checkbox"/>	Mirror housing, not painted	0P2CP
<input type="checkbox"/>	Vehicle components, suitable for body width larger than 2,400 mm to 2,600 mm	0P2CT

#### Seats

---

<input type="checkbox"/>	Seat covers, fabric, Comfort	0P2PO
<input type="checkbox"/>	Without driver's seat package	0PKXV



- Comfort driver's seat, air-sprung

0P2P2



- Driver's seat arm rests
- Without co-driver's seat package
- Co-driver's seat, not sprung, length and backrest adjustment
- Indicator, seat belt, 1st row of seats, acoustic and visual

0P2OE

0PKXU

0P2OQ

0P8L1

## Driver's workplace

- Multi-function steering wheel, adjustable height and angle

0P2GD



- Steering wheel, with parking position
- Steering lock
- Instrumentation, Basic km/h

0P2GE

0P3JZ

0P3L3



- Digital tachograph, MAN 0P2KR



- Tachograph, calibrated 0P2KG
- 2 pull-out cup holders in instrument panel 0P2FA
- Cigarette lighter 0P2IH
- Long Haul control field, inside of driver's door, with door open operated externally, 4 function buttons 0P3KD
- Single DIN slots, 4 units, roof space, front 0P2FJ
- Without storage tray next to seat 0PJRS

#### Cab air-conditioning system

- Air-conditioning system, manual 0P2NU
- Pre-separator (cyclone filter) for interior air intake 0P2O7

#### Bunk area

- 1 bunk, 110 mm mattress, with stowage facilities, sockets 0PKMP
- Bunk, bottom, with slatted support 0P2GX
- Fabric cover for bottom bunk 0P2I5
- Comfort bed mattress, bottom, 110 mm 0P2GK
- Tray, left, at bottom bunk 0P2EH
- Tray, right, at bottom bunk 0P2EN
- Reading light on swan neck, cab rear area, bottom, centre, 1 unit 0P2IV
- Cross-cab curtain, rear seats 0P2GP
- Storage box, rear, left, accessible from outside and inside with flap 0P2H2
- Storage box, rear, right, accessible from outside and inside with flap 0P2H6

#### Cab interior

- Colour scheme for interior styling, dark 0P2I6
- Interior styling analogous to colour scheme 0PGBT
- Without driver's workplace package, Comfort 0PKXT
- Windscreen roller blind, internal 0P2FE
- Interior light, reading light (driver's side) 0PKMY
- Interior light, central 0PHA6
- Reading light, 1 unit, driver's side 0P2IQ



<input type="checkbox"/>	Entry lighting	0P2IO
<input type="checkbox"/>	Entry handles, standard	0PHPK
<input type="checkbox"/>	All-round curtain	0P2GS
<input type="checkbox"/>	Door interior cladding, washable	0P2IA
<input type="checkbox"/>	Without stowage and storage space package	0PKXS
<input type="checkbox"/>	Stowage compartment, 1 unit, cab rear wall, at bottom bunk, with control panel	0P2EW
<input type="checkbox"/>	Storage, instrument panel in middle section, open	0P2HK
<input type="checkbox"/>	Storage compartment, below the bunk, with bulkhead	0P2HH
<input type="checkbox"/>	Socket, cab bottom bunk area, 2 units, 12 V and 24 V, and USB socket, 5 V, for charging only	0P2HZ
<input type="checkbox"/>	Grab handle, above door, internal, 2 units, 1 right and 1 left	0P2G2

### Accessories and tools

---

<input type="checkbox"/>	Without accessories and tools package	0PKXA
<input type="checkbox"/>	Vehicle toolkit	0P2TX
<input type="checkbox"/>	First aid kit	0P3F3
<input type="checkbox"/>	Warning triangle, 1 units	0P3FI
<input type="checkbox"/>	Jack, 25,000 kg	0P3F9

### Intelligent Truck

---

#### Assistance systems

---

<input type="checkbox"/>	Tempomat (cruise control, CC)	0P1TR
--------------------------	-------------------------------	-------





- Road speed limiter, adjustable, limiter (engine speed regulation)

0P0C3



- Without advanced emergency braking system
- Without driving fitness detection system
- Without Front Detection
- Without traffic sign recognition
- Without Reversing Motion System
- Without distance warning system
- Without MAN SafeStop Assist

0P1U5  
0PHN5  
0PHNA  
0PHNE  
0PHNV  
0PKA0  
0PLB5

**Infotainment (radio,...)**

- MMT infotainment system, Starter High
- MAN loudspeaker system
- No navigation map
- Arabic additionally for display

0P2M2  
0P2MF  
0P2N2  
0P2JL

**Bodies/interfaces**

**Interfaces to semitrailer (e.g. fifth-wheel coupling, brake connection,...)**

- 2-line semitrailer brake connection, behind cab, spiral cable with standard coupling
- Trailer socket behind cab, 24 V, 15-pin
- Spiral cable to semitrailer, electr., one unit, for trailer socket behind cab, 24-V, 15-pin to 15-pin
- Y-spiral line to semitrailer, electr., for trailer sockets behind cab, 24 V, 15 pin to 7+7 pin
- Spiral cable to semitrailer, electric, for trailer socket ABS, behind cab
- Fifth-wheel pick-up plate installation height, 40 mm (up to max. 36,000 kg fifth-wheel coupling load)
- JOST JSK 38 C 3.5" fifth-wheel coupling
- Kingpin, 3.5" diameter
- Manufacturer of fifth-wheel coupling: Jost
- Fifth-wheel coupling installation height, 190 mm
- Fifth-wheel coupling, manual lubrication
- Rubber joint bearing, fifth-wheel coupling
- Fifth-wheel coupling actuation, normal handle

0P1O2  
0P1P9  
0P8NY  
0P1QO  
0P8O1  
0P6ZZ  
0P1RP  
0P1RZ  
0PBY1  
0P1PT  
0P6XR  
0PBY6  
0P1QI



<input type="checkbox"/>	Without sensing of the fifth-wheel coupling	0PHN7
<input type="checkbox"/>	Fifth-wheel lead, 1,075 mm	0P5AW
<input type="checkbox"/>	Vehicle configuration for semitrailer	0P0XX

#### Interfaces to trailer (e.g. trailer coupling, brake connections...)

<input type="checkbox"/>	Towing coupling at final cross member, ROCKINGER SK5	0P1MZ
<input type="checkbox"/>	Towing coupling on final cross member	0P1SH
<input type="checkbox"/>	Without trailer brake connection at end of frame, centre	0P100
<input type="checkbox"/>	Without trailer socket at frame end	0P1OW
<input type="checkbox"/>	Trailer socket for anti-lock braking system (ABS), behind cab	0P1O5

#### Ex works bodies and interfaces to bodies (e.g. tipper indicator...)

<input type="checkbox"/>	Interface for data exch. with body (customer-specific control module) and engine intermediate speed control (ZDR), front area of cab	0P2NA
<input type="checkbox"/>	Interface for vehicle data (FMS)	0P2J3

#### PTOs

<input type="checkbox"/>	Without fan wheel for PTO, gearbox-dependent	0P4VR
<input type="checkbox"/>	Preparation, electr., for subsequent installation of a shiftable PTO, gearbox-dependent	0P4OI
<input type="checkbox"/>	Sector-specific parameterisation, general	0P4X0

#### Towing, recovery and lashing

<input type="checkbox"/>	Central coupling jaw, integrated in bumper/front cross member, with lock pin	0P1MK
--------------------------	--	-------

## Paintworks

#### Paintwork, cab, top

<input type="checkbox"/>	Top coating, cab	0P6YB
<input type="checkbox"/>	Top coating, roof spoiler	0P6X3

#### Paintwork, cab, bottom

<input type="checkbox"/>	Textured coating, step units	0P6X9
<input type="checkbox"/>	Textured coating, mudguard, behind cab	0P6YG
<input type="checkbox"/>	Textured coating, bumper, steel	0P6YQ

#### Paintwork, chassis

<input type="checkbox"/>	Without additional top coating on chassis	0PJTK
<input type="checkbox"/>	Top coating, rims, steel, white-aluminium	0P6YL

## Colour

<input type="checkbox"/>	Top coating, cab	PURE WHITE RAL 9010	N
<input type="checkbox"/>	Top coating, roof spoiler	PURE WHITE RAL 9010	N



## Technical data: TGS 33.440 6x4 BB SA / L26JAA03

Vehicle type: Vehicle type Semitrailer tractor (SA)

Cab: TN cab: the flexible one (narrow, long, normal height)

Drive Type: 6x4

<b>Lengths</b>		<b>mm</b>
TD071	Total length	7415.0
TD063	Front vehicle overhang	1605.0
TD057	Wheelbase between front axles	0
TD058	Wheelbase between leading axle and rear axle	0
TD059	Wheelbase between rear axles	1400
TD060	Wheelbase between rear axle and trailing axle	0
TD064	Rear frame overhang	700.0
TD072	Distance from first front axle to body	865.0
TD067	Distance to kingpin from front axle, nominal position	3925.0
TD074	Slew radius, front	2960.0
TD075	Slew radius, rear	2169.0
TD068	Coupling length	7249.0

<b>Widths</b>		<b>mm</b>
TD008	Width included rearview mirror	2981.0
TD001	Width over cab	2240.0

<b>Frame</b>		<b>mm</b>
TD009	Frame width at front	945.0
TD010	Frame width at the rear	765.0
TD078	Frame profile	270 x 85 x 9,5

<b>Heights</b>		<b>mm</b>
TD033	Maximum external height, unladen	3846.0
TD082	Total transport height, unladen	3295.0
TD034	Maximum external height, laden	3748.0
TD035	Frame height at theoretical rear wheelbase, unladen	1138.0
TD036	Frame height at theoretical rear wheelbase, laden	1055.0
TD045	Raising from driving position, front	0.0
TD046	Lowering from driving position, front	0.0
TD047	Raising from driving position, rear	0.0
TD048	Lowering from driving position, rear	0.0
TD051	Height of fifth-wheel coupling above ground, unladen	1452.0
TD052	Height of fifth-wheel coupling above ground, laden	1369.0

<b>Circle dimensions</b>		<b>m</b>
TD055	Track circle diameter	17.0
TD056	Wall-to-wall turning circle diameter	18.8

<b>Weights/loads</b>		<b>kg</b>
TD026	Chassis weight with cab	10124
TD027	Chassis weight, front	5295
TD028	Chassis weight, rear	4829
TD029	Payload	22876

TD018	Statorily permissible gross vehicle weight	33000
TD025	Technically permissible gross vehicle weight	33000
TD031	Statorily permissible gross train weight	44000
TD032	Statorily permissible trailer load	0

The technical data must be considered as an approximation. Some of the values are given in a simplified form. More detailed notes and descriptions can be found in the respective information in the overview. Contents and specifications have been compiled with the greatest possible care. Nevertheless, we do not assume responsibility for the data and values supplied being correct and up to date. Subject to errors and changes. MAN Truck & Bus AG is liable only in cases of intent, gross negligence or culpable breach of significant contractual obligations.