



Vehicle description for: TGS 41.440 8x8 BB CH



Illustration can deviate

Vehicle standards	
Product family	The new MAN Truck Generation
Model & Variant	TGS 41.440 8x8 BB CH
Vehicle type	Vehicle type Tipper (KI)
Cab	Local transport cab NN
Main wheel distance	3600 mm
Overhang	800 mm
Steering configuration	Left

Vertical Load		
	National Registration	Technical Load
Gross weight	41,000 kg	41,000 kg
Front axle	8,000 kg	8,000 kg
Front axle 2	8,000 kg	8,000 kg
Rear axle	13,000 kg	13,000 kg
Rear axle 2	13,000 kg	13,000 kg

Horizontal Load		
	National Registration	Technical Load
Gross train weight	0 kg	0 kg



The printed images in this offer are for explanatory purposes and may differ from the actual configuration.  
For further product information on the tire selection "selectively", please contact our sales staff.

## Vehicle characteristics

### Basic characteristics

<input type="checkbox"/>	Chassis	0P2U9
<input type="checkbox"/>	Chassis class, heavy	0P2UC
<input type="checkbox"/>	Destination: Ghana (GH)	0P3GJ
<input type="checkbox"/>	Merchant tonnage 41 t	0P8LN
<input type="checkbox"/>	Basic layout of vehicle, all-round rugged	0PGCV
<input type="checkbox"/>	Frame type, high	0P2TP
<input type="checkbox"/>	Vehicle type Tipper (KI)	0P2UN
<input type="checkbox"/>	Left-hand-drive	0P3AS
<input type="checkbox"/>	Right-hand traffic	0P3F5
<input type="checkbox"/>	Vehicle documents in English	0P2L7
<input type="checkbox"/>	Labelling in English	0P8NM
<input type="checkbox"/>	Cab position 720 mm (distance from frame lower edge to cab floor)	0PHBF

### Registration

<input type="checkbox"/>	Vehicle approval, N3G class	0P3JS
<input type="checkbox"/>	Maximum speed limiter, 85 km/h, electronic, engine speed regulation	0P2UI
<input type="checkbox"/>	Maximum vehicle noise level, 82 dB in acc. with UN/ECE-R 51.02	0PIND
<input type="checkbox"/>	Maximum vehicle width of 2,500 mm checked with respect to relevant chassis components	0PIOJ
<input type="checkbox"/>	Vehicle classification in accordance with regulation (EU) 2018/858	0PKAW

### Documents

<input type="checkbox"/>	Without registration documentation, national	0P3B0
<input type="checkbox"/>	Special confirmation, heavy load / municipal operation	0P3CK
<input type="checkbox"/>	Dangerous goods equipment, in accordance with ADR Type AT	0P0YR

### Application scope / transport tasks

<input type="checkbox"/>	Construction	0P6WH
<input type="checkbox"/>	Increase of the tyre load capacity by 10% (for communal supplement)	0P0UU
<input type="checkbox"/>	090 Crane body	0P2R2
<input type="checkbox"/>	Temperature range, vehicle deployment, warm country	0PHIB
<input type="checkbox"/>	Case hardness of final drive Distribution	0P4F0

### Horizontal and vertical loads

<input type="checkbox"/>	41,000 kg permitted gross load, vertical, nat. appr.	0P5RD
<input type="checkbox"/>	41,000 kg permitted gross load, vertical, tech.	0P5UY
<input type="checkbox"/>	41,000 kg permitted gross load, vertical, tech. Plus	0P8IN
<input type="checkbox"/>	8,000 kg permitted load on front axle, nat. appr.	0P5KT
<input type="checkbox"/>	8,000 kg permitted load on front axle, tech.	0P5LN
<input type="checkbox"/>	8,500 kg permitted load on front axle, tech. Plus	0P8D8
<input type="checkbox"/>	8,000 kg permitted load on 2nd front axle NatZu	0P5F1
<input type="checkbox"/>	8,000 kg permitted load on 2nd front axle, tech.	0P5NM
<input type="checkbox"/>	8,500 kg permitted load on 2nd front axle, tech. Plus	0P7T0
<input type="checkbox"/>	13,000 kg permitted load on rear axle NatZu	0P5HC
<input type="checkbox"/>	13,000 kg permitted load on rear axle, tech.	0P5IO
<input type="checkbox"/>	13,000 kg permitted load on rear axle, tech. Plus	0P8BY



<input type="checkbox"/>	13,000 kg permitted load on 2nd rear axle NatZu	0P5FM
<input type="checkbox"/>	13,000 kg permitted load on 2nd rear axle, tech.	0P5M9
<input type="checkbox"/>	13,000 kg permitted load on 2nd rear axle, tech. Plus	0P7TJ
<input type="checkbox"/>	0kN D value	0P8XD

## Notification texts

<input type="checkbox"/>	Note: Restricted steerability with engaged differential lock on front axle	0PFZN
<input type="checkbox"/>	Note: Max. 55,000 kg tech. permitted gross weight with engaged off-road reduction ratio in transfer case	0PFZT
<input type="checkbox"/>	Note: Difference of more than 2% in FA/RA rolling circumference may lead to perceptible tension in the driveline.	0PHCX

## Chassis

### Vehicle frame (wheelbase, overhang, ...)

<input type="checkbox"/>	Main wheelbase, 3,600 mm	0P2ZD
<input type="checkbox"/>	Wheelbase between front axles, 1,800 mm	0P3C2
<input type="checkbox"/>	Wheelbase between rear axles, 1,400 mm	0P3BX
<input type="checkbox"/>	Frame overhang, rear, 800 mm	0P3EU
<input type="checkbox"/>	Main frame side member thickness, 9.5 mm	0P0Y7
<input type="checkbox"/>	Vehicle rear, straight end of frame	0P0XT

### Exhaust system, air intake

<input type="checkbox"/>	Exhaust silencer, side, right	0P1BH
<input type="checkbox"/>	Exhaust tailpipe, towards middle of frame	0P1BT
<input type="checkbox"/>	Air intake, behind cab, raised	0P0AY
<input type="checkbox"/>	Pre-separator for engine air intake	0P0BA

### Battery cases, batteries, alternator

<input type="checkbox"/>	Battery, 12 V, 175 Ah, 2 units, maintenance free	0P0WA
<input type="checkbox"/>	Alternator, Basic	0P1BV
<input type="checkbox"/>	Medium battery box, 2 batteries	0P0WU
<input type="checkbox"/>	Battery box, left	0P0WO
<input type="checkbox"/>	Main battery switch, mechanical	0P0WF
<input type="checkbox"/>	Fuses	0P1V1

### Tanks and fuel line

<input type="checkbox"/>	Guard plate for tanks	0P1DL
<input type="checkbox"/>	Fuel tank capacity 400 l, right	0P4ED
<input type="checkbox"/>	Fuel tank, right, steel	0P4GN
<input type="checkbox"/>	Tank cross-section, right, medium	0P4HE
<input type="checkbox"/>	AdBlue tank capacity 35 l, left	0P8N3
<input type="checkbox"/>	AdBlue tank, left, plastic	0P4H1
<input type="checkbox"/>	Fuel tank cap, lockable for master key system	0P4H5
<input type="checkbox"/>	Cap for AdBlue tank, lockable	0P4GE

### Frame attachments

<input type="checkbox"/>	Without underride protection, front	0P1FM
<input type="checkbox"/>	Without working platform	0P0VH



<input type="checkbox"/>	Without underride protection, side	0P1FG
<input type="checkbox"/>	Spare wheel, provisionally mounted	0P1GR
<input type="checkbox"/>	Final cross member, with hole pattern 160 x 100 mm	0P1SB
<input type="checkbox"/>	Underride protection, rear, round	0P1FD
<input type="checkbox"/>	Wheel chock, one unit, without retaining device, delivered loose	0P6WW
<input type="checkbox"/>	Body attachment bracket for tipper body, MEILLER, for vehicle chassis	0P0X3

## Pneumatic brakes, compressed-air generation, brake system

<input type="checkbox"/>	Air compressor, 1-cylinder, 360 ccm	0P0AF
<input type="checkbox"/>	Compressed-air treatment, pneumatically controlled	0P0AB
<input type="checkbox"/>	Steel compressed-air tank	0P0XH
<input type="checkbox"/>	Electronic brake system (EBS)	0P0BL
<input type="checkbox"/>	Anti-lock braking system (ABS)	0P0BE
<input type="checkbox"/>	Full brake assistant	0P0CM
<input type="checkbox"/>	MAN EVB high-performance engine brake	0P0BV
<input type="checkbox"/>	Drum brakes on front axle	0P1IA
<input type="checkbox"/>	Drum brakes on 2nd front axle	0P1IJ
<input type="checkbox"/>	Drum brakes on rear axle	0P1IS
<input type="checkbox"/>	Drum brakes on 2nd rear axle	0P1IF
<input type="checkbox"/>	Parking brake control, next to driver's seat	0P3KH
<input type="checkbox"/>	Parking brake with spring-type actuator on rear axles (incl. leading axle/ trailing axle)	0PGBL
<input type="checkbox"/>	MAN EasyStart immobiliser	0P1TF

## Lights and acoustic signals on the chassis (rear lights, ...)

<input type="checkbox"/>	Rear lights	0P2AQ
<input type="checkbox"/>	Protective cover for rear lights	0P6XS
<input type="checkbox"/>	Acoust. Reversing warning system when reverse gear selected	0P3CD
<input type="checkbox"/>	Light function test	0P2AD
<input type="checkbox"/>	Side marker lights, LED	0P2BJ

## Driveline/running gear

### Engine, radiator

<input type="checkbox"/>	Diesel engine MAN D2066 LF44, 324 kW (440 hp) output, 2,100 Nm torque, Euro 5	0P6BG
<input type="checkbox"/>	Fuel filter, heated, for fuels up to Cleanliness Class 25	0PHIG
<input type="checkbox"/>	Fuel pre-filter, with oil separator/water trap, heated	0P0AU
<input type="checkbox"/>	Without torque reduction	0P0G5
<input type="checkbox"/>	Engine dry-air filter, with safety insert	0P0B8
<input type="checkbox"/>	Ventilation, crankcase, closed	0P8PM
<input type="checkbox"/>	Anti-noise skirt, engine	0P2E7
<input type="checkbox"/>	Fan control for start of cooling with low coolant temperature (e.g. hot country)	0P0K5
<input type="checkbox"/>	Reduction of dust swirl through radiator fan	0P1YE
<input type="checkbox"/>	Engine cooler, extended	0P4XY
<input type="checkbox"/>	Radiator protection, lower	0P1XE
<input type="checkbox"/>	Front radiator protection, grille	0P1VP
<input type="checkbox"/>	Engine oil dipstick and digital oil level gauge	0P0B6
<input type="checkbox"/>	Warning message for engine coolant level, with advance warning	0P0KA
<input type="checkbox"/>	Antifreeze, down to -32 °C	0P0AK




- ☐ Service product level indicator and intake system vacuum
- 0P3KT



Gearbox, clutch

- ☐ MAN TipMatic 12.28 OD
- 0P5VW
- ☐ Gearbox for increased percentage of overrun during driving operation
- 0PGCL
- ☐ MAN TipMatic actuation, with drop arm, manual (DNR option, switching strategy option)
- 0P3KI
- ☐ MAN Idle Speed Driving gearbox function
- 0P0ER
- ☐ MAN TipMatic Efficiency driving program, up to 70,000 kg
- 0P0FA
- ☐ MAN TipMatic Offroad gearbox shift strategy, up to 70,000 kg
- 0P0F4
- ☐ MAN TipMatic Manoeuvre driving program, manoeuvring feature
- 0P0FI
- ☐ Transfer case MAN G252 with on-road and off-road gear
- 0P4XL
- ☐ Transfer case lock management, electronic (VSM)
- 0P0FU
- ☐ Single-disc clutch, 430 mm, dry, reinforced (LongLife)
- 0P0DW
- ☐ Driveline propshaft, reinforced
- 0P0E2
- ☐ Propshaft, 2nd rear axle, reinforced
- 0PGCF

Wheels, tyres



- ☐ Required tyre speed index J
- 0PFW2
- ☐ Tyres for front axle, Bridgestone 13R22.5 M-DRIVE 001 Drive-Road+Offroad TL
- 0PGK0



**ENERG**

**Bridgestone**8689

13R22,5 156/150 K C3



A

B

C

D

E

A



B

C

D

E

**D**

**73 dB**

**A****B****C**

2020/740

Page 5 of 14




Product Information Sheet



Delegated Regulation (EU) 2020/740

Supplier name or trademark	BRIDGESTONE
Commercial name or trade designation	M-DRIVE 001
Tyre type identifier	8689
Tyre size designation	13 R22.5
Load-capacity index	156
Load-capacity index (Load index for Dual mounting)	150
Speed category symbol	K
Fuel efficiency class	D
Wet grip class	B
External rolling noise class	A
External rolling noise value	73 dB
Severe snow tyre	Yes
Date of start of production	06/16
Date of end of production	-
Additional information	
Load-capacity index (Single load index for Additional Service Description)	
Load-capacity index (Dual load index for Additional Service Description)	
Speed category symbol (for Additional Service Description)	

- Rim type, front axle, steel, single-part
- Rim size, front axle, 10-hole, 9.00x22.5
- Wheel nut cover ring, front axle
- Tyres for 2nd front axle, Bridgestone 13R22.5 M-DRIVE 001 Drive-Road+Offroad TL



0P0P0  
0P0NI  
0P0PR  
0PGLM



**ENERG**

**Bridgestone**8689

13R22,5 156/150 K C3



A

B

C

D

E

A

B



C

D

E

D

B



73 dB  
ABC

2020/740

Page 6 of 14



Product Information Sheet

Delegated Regulation (EU) 2020/740

Supplier name or trademark	BRIDGESTONE
Commercial name or trade designation	M-DRIVE 001
Tyre type identifier	8689
Tyre size designation	13 R22.5
Load-capacity index	156
Load-capacity index (Load index for Dual mounting)	150
Speed category symbol	K
Fuel efficiency class	D
Wet grip class	B
External rolling noise class	A
External rolling noise value	73 dB
Severe snow tyre	Yes
Date of start of production	06/16
Date of end of production	-
Additional information	
Load-capacity index (Single load index for Additional Service Description)	
Load-capacity index (Dual load index for Additional Service Description)	
Speed category symbol (for Additional Service Description)	

- Rim type, 2nd front axle, steel, 1-part
- Rim size, 2nd front axle, 10-hole, 9.00x22.5
- Wheel nut cover ring, 2nd front axle
- Tyres for rear axle, Bridgestone 13R22.5 M-DRIVE 001 Drive-Road+Offroad TL

- 0P0PF
- 0P0OH
- 0P0Q3
- 0PGF2



**ENERG**

**Bridgestone**8689

13R22,5 156/150 K C3



A

B

C

D

E

A

B

C

D

E

D

B



73 dB  
ABC

2020/740

Page 7 of 14






Product Information Sheet


Delegated Regulation (EU) 2020/740

Supplier name or trademark	BRIDGESTONE
Commercial name or trade designation	M-DRIVE 001
Tyre type identifier	8689
Tyre size designation	13 R22.5
Load-capacity index	156
Load-capacity index (Load index for Dual mounting)	150
Speed category symbol	K
Fuel efficiency class	D
Wet grip class	B
External rolling noise class	A
External rolling noise value	73 dB
Severe snow tyre	Yes
Date of start of production	06/16
Date of end of production	-
Additional information	
Load-capacity index (Single load index for Additional Service Description)	
Load-capacity index (Dual load index for Additional Service Description)	
Speed category symbol (for Additional Service Description)	

- Rim type, rear axle, steel, single-part
- Rim size, rear axle, 10-hole, 9.00x22.5
- Tyres for 2nd rear axle, Bridgestone 13R22.5 M-DRIVE 001 Drive-Road+Offroad TL



0P000  
0P0MU  
0PGHG



**ENERGY**

**Bridgestone**8689

13R22,5 156/150 K C3



A

B

C

D

E

D

A



B

C

D

E

B



73 dB

ABC

2020/740

Page 8 of 14





## Product Information Sheet

Delegated Regulation (EU) 2020/740

Supplier name or trademark	BRIDGESTONE
Commercial name or trade designation	M-DRIVE 001
Tyre type identifier	8689
Tyre size designation	13 R22.5
Load-capacity index	156
Load-capacity index (Load index for Dual mounting)	150
Speed category symbol	K
Fuel efficiency class	D
Wet grip class	B
External rolling noise class	A
External rolling noise value	73 dB
Severe snow tyre	Yes
Date of start of production	06/16
Date of end of production	-
Additional information	
Load-capacity index (Single load index for Additional Service Description)	
Load-capacity index (Dual load index for Additional Service Description)	
Speed category symbol (for Additional Service Description)	

<input type="checkbox"/>	Rim type, 2nd rear axle, steel, single-part	0P0PA
<input type="checkbox"/>	Rim size, 2nd rear axle, 10-hole, 9.00x22.5	0P007
<input type="checkbox"/>	Spare wheel, in accordance with configuration for front axle tyres	0P0MH
<input type="checkbox"/>	Tyre inflation hose, 20 m, with pressure gauge	0P1UA

### Axles

<input type="checkbox"/>	8x8	0P3BO
<input type="checkbox"/>	Steering ratio, standard	0P1JX
<input type="checkbox"/>	Steering oil tank with electrical measuring sensor	0P1JV
<input type="checkbox"/>	Front axle, 9,000 kg, planetary axle without drive shaft, straight, steered, not liftable	0P5ES
<input type="checkbox"/>	Front axle as planetary axle, driven, permanent	0P1GX
<input type="checkbox"/>	Mudguard, front axle	0P1AT
<input type="checkbox"/>	2nd front axle, 9,000 kg, planetary axle with drive shaft, straight, steered, not liftable	0P4ZC
<input type="checkbox"/>	2nd front axle as planetary axle, driven, permanent	0P1H5
<input type="checkbox"/>	Mudguard, 2nd front axle, removable upper shell	0P1B8
<input type="checkbox"/>	Splash guard flaps on mudguard, 2nd front axle	0P1Y2
<input type="checkbox"/>	Rear axle, 13,000 kg, planetary axle with drive shaft, straight, not steered, not liftable	0P4ZM
<input type="checkbox"/>	Twin tyre on rear axle	0P1HN
<input type="checkbox"/>	Transfer mudguard, rear axle	0P1AQ
<input type="checkbox"/>	2nd rear axle, 13,000 kg, planetary axle without drive shaft, straight, not steered, not liftable	0P4Y7
<input type="checkbox"/>	Twin tyre on 2nd rear axle	0P1HW
<input type="checkbox"/>	Transfer mudguard, 2nd rear axle	0P1B6
<input type="checkbox"/>	Axle ratio, i = 4.33	0P0D6
<input type="checkbox"/>	Differential locks on driven rear axles	0P0DI
<input type="checkbox"/>	Differential locks on driven front axles	0P0DK
<input type="checkbox"/>	Emergency steering pump	0P1KO

### Axle control system and suspension

<input type="checkbox"/>	Suspension type for front axles and driven rear axles, leaf/leaf (BB)	0P2YB
<input type="checkbox"/>	Leaf-spring suspension on front axle, parabolic, 4-leaf, steel	0P1JF
<input type="checkbox"/>	Leaf-spring suspension on 2nd front axle, parabolic, 4-leaf, steel	0P1JT



<input type="checkbox"/>	Leaf-spring suspension on rear axle, trapezoidal, steel	0P1J4
<input type="checkbox"/>	Leaf-spring suspension on 2nd rear axle, trapezoidal, steel	0P1JN
<input type="checkbox"/>	Spring load-bearing capacity front axle 9,500 kg	0P5C4
<input type="checkbox"/>	Spring load-bearing capacity of 2nd front axle, 9,500 kg	0P5DF
<input type="checkbox"/>	Spring load-bearing capacity of rear axle, 16,000 kg	0P5BW
<input type="checkbox"/>	Spring load-bearing capacity of 2nd rear axle, 16,000 kg	0P5C8
<input type="checkbox"/>	Shock absorbers on front axle	0P1M4
<input type="checkbox"/>	Shock absorbers on 2nd front axle	0P1ME
<input type="checkbox"/>	Shock absorbers on rear axle	0P1LQ
<input type="checkbox"/>	Shock absorbers on 2nd rear axle	0P1M9
<input type="checkbox"/>	Stabiliser, front axle	0P1LD
<input type="checkbox"/>	Stabiliser, 2nd front axle	0P1LK
<input type="checkbox"/>	Stabiliser, rear axle	0P1LA
<input type="checkbox"/>	Stabiliser, 2nd rear axle	0P1LH
<input type="checkbox"/>	Wishbone, reinforced	0P6ZS

## Cab

### Cab and cab exterior

<input type="checkbox"/>	Local transport cab NN	0P2DL
<input type="checkbox"/>	Cab mount, Basic	0P1V8
<input type="checkbox"/>	Cab tilt mechanism, manual	0P1V6
<input type="checkbox"/>	No tilting roof/sliding roof	0P1VY
<input type="checkbox"/>	Bumper, steel, 3 pieces	0P1SG
<input type="checkbox"/>	Front step, integrated, with grab option	0P1VE
<input type="checkbox"/>	Windscreen, composite safety glass, tinted	0P1X0
<input type="checkbox"/>	Sunblind, in front of windscreen	0P1WK
<input type="checkbox"/>	Wiper system for windscreen	0P1WG
<input type="checkbox"/>	Wiper activation, manual	0P1UL
<input type="checkbox"/>	Step unit, hinged	0P1V0
<input type="checkbox"/>	Central locking, no remote control	0P1WS
<input type="checkbox"/>	Vehicle key, 2 units	0P3JT
<input type="checkbox"/>	No door extension	0P1WV
<input type="checkbox"/>	Door labelling, according to maximum technically permitted overall vehicle weight	0P2DO
<input type="checkbox"/>	Door windows, tinted	0P1WO
<input type="checkbox"/>	Door window, safety glass	0P1WM
<input type="checkbox"/>	Cab rear wall, no window	0P1VD

### Lights and acoustic signals on cab exterior (headlights, horn, ...)

<input type="checkbox"/>	Front headlights, H7	0P1ZN
<input type="checkbox"/>	Stone protection guard for front headlights, wide and fine mesh	0PICD
<input type="checkbox"/>	Daytime driving lights, LED	0P2BP
<input type="checkbox"/>	Fog lights, H7	0P2AH
<input type="checkbox"/>	Headlight beam regulator, manual	0P2AC
<input type="checkbox"/>	Driving-light control, manual	0P1ZF
<input type="checkbox"/>	Contour lights, LED, 2 units	0P2BS
<input type="checkbox"/>	Comfort indicator function, can be activated	0P1ZW
<input type="checkbox"/>	Turn signal lights, sides, bulb	0P1Z6



- |                          |  |       |
|--------------------------|--|-------|
| <input type="checkbox"/> | Compressed-air horn, 2 units, cab roof | 0P1UW |
| <input type="checkbox"/> | Preparation for loading area lighting  | 0P2A5 |

## Mirrors and mirror replacements

- |                          |  |       |
|--------------------------|--|-------|
| <input type="checkbox"/> | Exterior rear-view mirror, electrically adjustable                           | 0P2CA |
| <input type="checkbox"/> | Mirror housing, not painted  | 0P2CP |
| <input type="checkbox"/> | Vehicle components, suitable for body width larger than 2,400 mm to 2,600 mm | 0P2CT |
| <input type="checkbox"/> | Kerb mirror, right, electrically adjustable                                  | 0P2CG |
| <input type="checkbox"/> | Front mirror, mechanical adjustment  | 0P2CJ |

## Seats

- |                          |  |       |
|--------------------------|--|-------|
| <input type="checkbox"/> | Seat covers, fabric, standard                      | 0P2PQ |
| <input type="checkbox"/> | Comfort driver's seat, air-sprung                  | 0P2P2 |
| <input type="checkbox"/> | Co-driver's seat, not sprung, with storage box     | 0P2OO |
| <input type="checkbox"/> | Storage space, in seat bracket of co-driver's seat | 0P2Q6 |

## Driver's workplace

- |                          |   |       |
|--------------------------|---|-------|
| <input type="checkbox"/> | Multi-function steering wheel, adjustable height and angle  | 0P2GD |
| <input type="checkbox"/> | Steering wheel, with parking position   | 0P2GE |
| <input type="checkbox"/> | Steering lock   | 0P3JZ |
| <input type="checkbox"/> | Instrumentation, Basic km/h   | 0P3L3 |
| <input type="checkbox"/> | Tachograph Simulation Unit (TSU), instead of tachograph   | 0P2KY |
| <input type="checkbox"/> | Tachograph, calibrated  | 0P2KG |
| <input type="checkbox"/> | Stowage compartment, open with two USB sockets, 5 V, charging only, to the right of climate control panel | 0PGT7 |
| <input type="checkbox"/> | Cigarette lighter   | 0P2IH |
| <input type="checkbox"/> | Single DIN slots, 4 units, roof space, front  | 0P2FJ |

## Cab air-conditioning system

- |                          |  |       |
|--------------------------|--|-------|
| <input type="checkbox"/> | Air-conditioning system, manual                        | 0P2NU |
| <input type="checkbox"/> | Pre-separator (cyclone filter) for interior air intake | 0P2O7 |

## Cab interior

- |                          |  |       |
|--------------------------|--|-------|
| <input type="checkbox"/> | Colour scheme for interior styling, dark   | 0P2I6 |
| <input type="checkbox"/> | Interior styling analogous to colour scheme  | 0PGBT |
| <input type="checkbox"/> | Windscreen roller blind, internal  | 0P2FE |
| <input type="checkbox"/> | Interior light, central  | 0PHA6 |
| <input type="checkbox"/> | Reading light, 1 unit, driver's side   | 0P2IQ |
| <input type="checkbox"/> | Entry lighting   | 0P2IO |
| <input type="checkbox"/> | Door interior cladding, washable   | 0P2IA |
| <input type="checkbox"/> | Storage, instrument panel in middle section, open  | 0P2HK |
| <input type="checkbox"/> | 2 storage compartments, cab rear wall, behind driver's and co-driver's side and net on cab rear wall | 0PGB8 |
| <input type="checkbox"/> | Grab handle, above door, internal, 2 units, 1 right and 1 left                                       | 0P2G2 |
| <input type="checkbox"/> | Entry handles, standard  | 0PHPK |

## Accessories and tools

- |                          |                                |       |
|--------------------------|--------------------------------|-------|
| <input type="checkbox"/> | Compressed-air connection, cab | 0P2FL |
| <input type="checkbox"/> | Jack, 12,000 kg                | 0P3F8 |
| <input type="checkbox"/> | Vehicle toolkit                | 0P2TX |



- |  |       |
|--|-------|
| <input type="checkbox"/> No warning triangle | 0P3FH |
|--|-------|

## Intelligent Truck

### Assistance systems

- |  |       |
|--|-------|
| <input type="checkbox"/> Tempomat (cruise control, CC)                                     | 0P1TR |
| <input type="checkbox"/> Road speed limiter, adjustable, limiter (engine speed regulation) | 0P0C3 |
| <input type="checkbox"/> Without advanced emergency braking system                         | 0P1U5 |

### Infotainment (radio,...)

- |   |       |
|---|-------|
| <input type="checkbox"/> MMT infotainment system, Starter Basic | 0P2M1 |
| <input type="checkbox"/> MAN sound system                       | 0P2MG |
| <input type="checkbox"/> No navigation map                      | 0P2N2 |
| <input type="checkbox"/> French additionally for display        | 0P2JT |

## Bodies/interfaces

### Interfaces to semitrailer (e.g. fifth-wheel coupling, brake connection,...)

- |  |       |
|--|-------|
| <input type="checkbox"/> Without trailer brake connection behind cab | 0P1O3 |
| <input type="checkbox"/> No fifth-wheel coupling                     | 0P1RJ |

### Interfaces to trailer (e.g. trailer coupling, brake connections,...)

- |   |       |
|---|-------|
| <input type="checkbox"/> Towing coupling at final cross member, ROCKINGER SK5                     | 0P1MZ |
| <input type="checkbox"/> Towing coupling on final cross member                                    | 0P1SH |
| <input type="checkbox"/> 2-line trailer brake connection, end of frame, centre, standard coupling | 0P1NZ |
| <input type="checkbox"/> Trailer socket, frame end, 24 V, 15-pin                                  | 0P1OM |
| <input type="checkbox"/> Trailer socket for anti-lock brake system (ABS), end of frame            | 0P1O4 |

### Ex works bodies and interfaces to bodies (e.g. tipper indicator...)

- |   |       |
|---|-------|
| <input type="checkbox"/> Interface for data exch. with body (customer-specific control module) and engine intermediate speed control (ZDR), front area of cab | 0P2NA |
| <input type="checkbox"/> Interface for vehicle data (FMS)   | 0P2J3 |

### PTOs

- |  |       |
|--|-------|
| <input type="checkbox"/> PTO, gearbox-dependent, type NH/1c, without flange, f=1.26, position approx. 2:30 o'clock | 0P4QU |
| <input type="checkbox"/> PTO, gearbox-dependent, continuous operation  | 0P4VJ |
| <input type="checkbox"/> PTO, gearbox-dependent, shifttable  | 0P4X9 |
| <input type="checkbox"/> Without fan wheel for PTO, gearbox-dependent  | 0P4VR |
| <input type="checkbox"/> Function parameters for PTO; gearbox-dependent, driving operation                         | 0P4WP |
| <input type="checkbox"/> Sector-specific parameterisation, general   | 0P4X0 |

### Towing, recovery and lashing

- |   |       |
|---|-------|
| <input type="checkbox"/> Central coupling jaw, integrated in bumper/front cross member, with lock pin | 0P1MK |
| <input type="checkbox"/> 2 shackles on front of vehicle, shape C, size 3                              | 0P1S3 |

## Paintworks

### Paintwork, cab, top



<input type="checkbox"/>	Top coating, cab	0P6YB
--------------------------	------------------	-------

Paintwork, cab, bottom

<input type="checkbox"/>	Textured coating, step units	0P6X9
<input type="checkbox"/>	Textured coating, mudguard, behind cab	0P6YG
<input type="checkbox"/>	Textured coating, bumper, steel	0P6YQ

Paintwork, chassis

<input type="checkbox"/>	Top coating, chassis	0P6YC
<input type="checkbox"/>	Top coating, rims, steel, white-aluminium	0P6YL

Colour

<input type="checkbox"/>	Top coating, chassis	GRAPHITE BLACK RAL 9011	W
<input type="checkbox"/>	Top coating, cab	PURE WHITE RAL 9010	N



## Technical data: TGS 41.440 8x8 BB CH / L96EAA03

Vehicle type: Vehicle type Tipper (KI)

Cab: Local transport cab NN

Drive Type: 8x8

<b>Lengths</b>		<b>mm</b>
TD071	Total length	9572.0
TD063	Front vehicle overhang	1607.0
TD057	Wheelbase between front axles	1800
TD058	Wheelbase between leading axle and rear axle	0
TD059	Wheelbase between rear axles	1400
TD060	Wheelbase between rear axle and trailing axle	0
TD064	Rear frame overhang	800.0
TD072	Distance from first front axle to body	465.0
TD067	Distance to kingpin from front axle, nominal position	-
TD074	Slew radius, front	-
TD075	Slew radius, rear	-
TD068	Coupling length	8995.0

<b>Widths</b>		<b>mm</b>
TD008	Width included rearview mirror	2981.0
TD001	Width over cab	2240.0

<b>Frame</b>		<b>mm</b>
TD009	Frame width at front	940.0
TD010	Frame width at the rear	760.0
TD078	Frame profile	270 x 85 x 9,5

<b>Heights</b>		<b>mm</b>
TD033	Maximum external height, unladen	3442.0
TD082	Total transport height, unladen	3442.0
TD034	Maximum external height, laden	3369.0
TD035	Frame height at theoretical rear wheelbase, unladen	1255.0
TD036	Frame height at theoretical rear wheelbase, laden	1160.0
TD045	Raising from driving position, front	0.0
TD046	Lowering from driving position, front	0.0
TD047	Raising from driving position, rear	0.0
TD048	Lowering from driving position, rear	0.0
TD051	Height of fifth-wheel coupling above ground, unladen	-
TD052	Height of fifth-wheel coupling above ground, laden	-

<b>Circle dimensions</b>		<b>m</b>
TD055	Track circle diameter	Error: 204
TD056	Wall-to-wall turning circle diameter	Error: 204

### Weights/loads

	<b>kg</b>
TD026	Chassis weight with cab
	Error: 204
TD027	Chassis weight, front
	6707
TD028	Chassis weight, rear
	4153
TD029	Payload
	30140
TD018	Statutorily permissible gross vehicle weight
	41000
TD025	Technically permissible gross vehicle weight
	41000
TD031	Statutorily permissible gross train weight
	0
TD032	Statutorily permissible trailer load
	0

The technical data must be considered as an approximation. Some of the values are given in a simplified form. More detailed notes and descriptions can be found in the respective information in the overview. Contents and specifications have been compiled with the greatest possible care. Nevertheless, we do not assume responsibility for the data and values supplied being correct and up to date. Subject to errors and changes. MAN Truck & Bus AG is liable only in cases of intent, gross negligence or culpable breach of significant contractual obligations.