



Vehicle description for: TGS 33.440 6x4 BB SA



Illustration can deviate

Vehicle standards		
	Product family	The new MAN Truck Generation
	Model & Variant	TGS 33.440 6x4 BB SA
	Engine family	D26
	Vehicle type	Vehicle type Semitrailer tractor (SA)
	Cab	TN cab: the flexible one (narrow, long, normal height)
	Main wheel distance	3600 mm
	Overhang	700 mm
	Steering configuration	Left

Vertical Load		
	National Registration	Technical Load
Gross weight	33,000 kg	33,000 kg
Front axle	8,000 kg	8,000 kg
Rear axle	13,000 kg	13,000 kg
Rear axle 2	13,000 kg	13,000 kg

Horizontal Load		
	National Registration	Technical Load
Gross train weight	44,000 kg	64,000 kg



The printed images in this offer are for explanatory purposes and may differ from the actual configuration.  
For further product information on the tire selection "selectively", please contact our sales staff.

## Vehicle characteristics

### Basic characteristics

<input type="checkbox"/>	Vehicle version municipal/public service deployment	0P0H7
<input type="checkbox"/>	Semitrailer tractor	0P2UA
<input type="checkbox"/>	Chassis class, heavy	0P2UC
<input type="checkbox"/>	Destination Togo (TG)	0PGB2
<input type="checkbox"/>	Merchant tonnage 33 t	0P8LK
<input type="checkbox"/>	Basic layout of vehicle, all-round	0PGCU
<input type="checkbox"/>	Frame type, medium-high	0P2TQ
<input type="checkbox"/>	Vehicle type Semitrailer tractor (SA)	0P2UR
<input type="checkbox"/>	Left-hand-drive	0P3AS
<input type="checkbox"/>	Right-hand traffic	0P3F5
<input type="checkbox"/>	Vehicle documents in English	0P2L7
<input type="checkbox"/>	Labelling in French	0P8NN
<input type="checkbox"/>	Cab position 640 mm (distance from frame lower edge to cab floor)	0PHBE

### Registration

<input type="checkbox"/>	Vehicle approval, N3 class	0P3JR
<input type="checkbox"/>	Maximum speed limiter, 85 km/h, electronic, engine speed regulation	0P2UI
<input type="checkbox"/>	Maximum vehicle noise level, 80 dB in acc. with UN/ECE-R 51.02	0PINC
<input type="checkbox"/>	Height over cab, unloaded up to 4,000 mm	0PHA1
<input type="checkbox"/>	Maximum vehicle width of 2,500 mm checked with respect to relevant cab components	0PIOH
<input type="checkbox"/>	Maximum vehicle width of 2,500 mm checked with respect to relevant chassis components	0PIOJ
<input type="checkbox"/>	Maximum vehicle width of 2,500 mm checked with respect to relevant axles, rims, tyres, wheel trim	0PIOL
<input type="checkbox"/>	Vehicle classification in accordance with regulation (EU) 2018/858	0PKAW

### Documents

<input type="checkbox"/>	Without registration documentation, national	0P3B0
<input type="checkbox"/>	Special confirmation, heavy load / municipal operation	0P3CK

### Application scope / transport tasks

<input type="checkbox"/>	Long-haul transport, standard	0P6WE
<input type="checkbox"/>	042 SZM Heavy-duty transport	0P2QN
<input type="checkbox"/>	Temperature range, vehicle deployment, warm country	0PHIB
<input type="checkbox"/>	Case hardness of final drive Distribution	0P4F0

### Lines, editions and packages

<input type="checkbox"/>	Special request paintwork	0PJTD
<input type="checkbox"/>	Without Individual Lion package	0PJT1

### Horizontal and vertical loads

<input type="checkbox"/>	33,000 kg permitted gross load, vertical, nat. appr.	0P5QP
<input type="checkbox"/>	33,000 kg permitted gross load, vertical, tech.	0P5UA
<input type="checkbox"/>	33,000 kg permitted gross load, vertical, tech. Plus	0P8HZ
<input type="checkbox"/>	8,000 kg permitted load on front axle, nat. appr.	0P5KT
<input type="checkbox"/>	8,000 kg permitted load on front axle, tech.	0P5LN



<input type="checkbox"/>	8,000 kg permitted load on front axle, tech. Plus	0P8D4
<input type="checkbox"/>	13,000 kg permitted load on rear axle NatZu	0P5HC
<input type="checkbox"/>	13,000 kg permitted load on rear axle, tech.	0P5IO
<input type="checkbox"/>	13,000 kg permitted load on rear axle, tech. Plus	0P8BY
<input type="checkbox"/>	13,000 kg permitted load on 2nd rear axle NatZu	0P5FM
<input type="checkbox"/>	13,000 kg permitted load on 2nd rear axle, tech.	0P5M9
<input type="checkbox"/>	13,000 kg permitted load on 2nd rear axle, tech. Plus	0P7TJ
<input type="checkbox"/>	44,000 kg permitted gross train weight, national registration	0PBIY
<input type="checkbox"/>	64,000 kg permissible gross train weight TechH.	0PBW1
<input type="checkbox"/>	70,000 kg permitted gross train weight, Tech. Plus	0PBQP
<input type="checkbox"/>	0kN D value	0P8XD

## Notification texts

<input type="checkbox"/>	Notice: Reduced front overhang angle due to long radiator	0PHPG
<input type="checkbox"/>	Without note (propshaft wear)	0PJRV

## Chassis

### Vehicle frame (wheelbase, overhang, ...)

<input type="checkbox"/>	Main wheelbase, 3,600 mm	0P2ZD
<input type="checkbox"/>	Wheelbase between rear axles, 1,400 mm	0P3BX
<input type="checkbox"/>	Frame overhang, rear, 700 mm	0P3EQ
<input type="checkbox"/>	Main frame side member thickness, 9.5 mm	0P0Y7
<input type="checkbox"/>	Vehicle rear, angled end of frame	0P0XS
<input type="checkbox"/>	Semitrailer auxiliary frame	0P0XV

### Exhaust system, air intake

<input type="checkbox"/>	Exhaust silencer, side, left	0P1BG
<input type="checkbox"/>	Exhaust tailpipe, towards rear	0P1BQ
<input type="checkbox"/>	Air intake, behind cab, raised	0P0AY

### Battery cases, batteries, alternator

<input type="checkbox"/>	Battery, 12 V, 175 Ah, 2 units, maintenance free	0P0WA
<input type="checkbox"/>	Alternator, Basic	0P1BV
<input type="checkbox"/>	Medium battery box, 2 batteries	0P0WU
<input type="checkbox"/>	Battery box, left	0P0WO
<input type="checkbox"/>	Main battery switch, mechanical	0P0WF
<input type="checkbox"/>	Fuses	0P1V1

### Tanks and fuel line

<input type="checkbox"/>	Fuel tank capacity 590 l, right	0P4EL
<input type="checkbox"/>	Fuel tank, right, aluminium	0P4GM
<input type="checkbox"/>	Tank cross-section, right, medium	0P4HE
<input type="checkbox"/>	Fuel tank cap, lockable for master key system	0P4H5
<input type="checkbox"/>	Fuel pre-filter position on the battery box	0PIW9


### Frame attachments

<input type="checkbox"/>	Without underride protection, front	0P1FM
--------------------------	-------------------------------------	-------



- Working platform, with step

0P0VE



- |   |       |
|---|-------|
| □ Without underride protection, side                    | 0P1FG |
| □ Spare wheel hoist on left side, in front of rear axle | 0P0XO |
| □ Hoist for spare wheel                                 | 0P0VN |
| □ Final cross member, with hole pattern 160 x 100 mm    | 0P1SB |
| □ Without underride protection, rear                    | 0P1FB |
| □ Wheel chock, 1 unit, with retaining device            | 0P1FO |
| □ Without body attachment brackets/thrust plates        | 0P0X6 |

## Pneumatic brakes, compressed-air generation, brake system

- |   |       |
|---|-------|
| □ Air compressor, 1-cylinder, 360 ccm   | 0P0AF |
| □ Compressed-air treatment, pneumatically controlled  | 0P0AB |
| □ Steel compressed-air tank   | 0P0XH |
| □ Electronic brake system (EBS)   | 0P0BL |
| □ Anti-lock braking system (ABS)  | 0P0BE |
| □ Full brake assistant  | 0P0CM |
| □ Without preparation for EBS Full control unit   | 0PHPM |
| □ MAN EVB high-performance engine brake   | 0P0BV |
| □ Drum brakes on front axle   | 0P1IA |
| □ Drum brakes on rear axle  | 0P1I5 |
| □ Drum brakes on 2nd rear axle  | 0P1IF |
| □ Parking brake control, next to driver's seat  | 0P3KH |
| □ Parking brake with spring-type actuator on rear axles (incl. leading axle/ trailing axle) | 0PGBL |
| □ Anti-jackknifing brake, manual, can be operated next to driver's seat                     | 0P0CJ |
| □ Brake lining thickness display, with brake lining wear warning                            | 0P0BG |
| □ Harmonisation of brake lining wear  | 0P0BI |

## Lights and acoustic signals on the chassis (rear lights, ...)

- |  |       |
|--|-------|
| □ Rear lights  | 0P2AQ |
| □ Emergency braking signal, hazard light activation, automatic | 0P0CG |
| □ Acoust. Reversing warning system when reverse gear selected  | 0P3CD |
| □ Light function test  | 0P2AD |



Side marker lights, LED

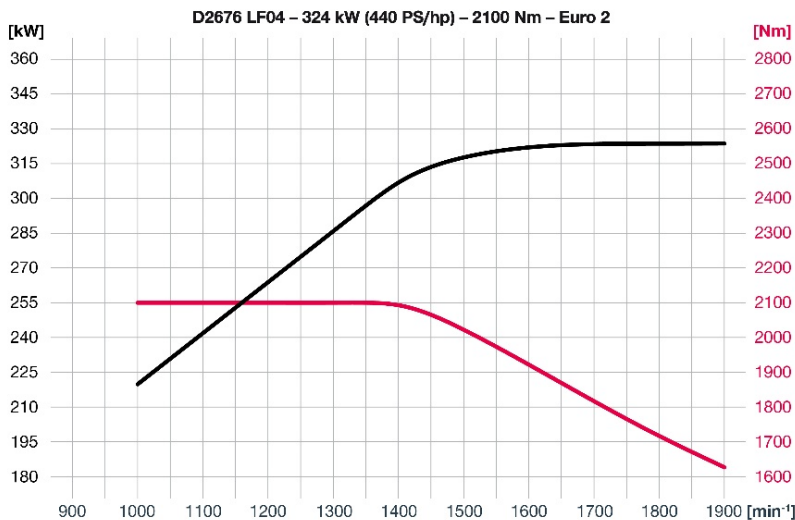
0P2BJ

Driveline/running gear

Engine, radiator

Diesel engine MAN D2676 LF04, 324 kW (440 hp) output, 2,100 Nm torque, Euro 2

0P6BP



- Fuel filter, for fuels up to Cleanliness Class 25
- Fuel pre-filter, with oil separator/water trap
- Without torque reduction
- Ventilation, crankcase, open
- Anti-noise skirt, engine
- Engine radiator Visco fan, high cooling output
- Fan control for start of cooling with low coolant temperature (e.g. hot country)
- Reduction of dust swirl through radiator fan
- Engine cooler, extended
- Radiator protection, lower

0PHII  
0P0AT  
0P0G5  
0P8PN  
0P2E7  
0P0H0  
0P0K5  
0P1YE  
0P4XY  
0P1XE



- Front radiator protection, grille

0P1VP



- Engine oil dipstick and digital oil level gauge
- Warning message for engine coolant level, with advance warning
- Antifreeze, down to -32 °C

0P0B6  
0P0KA  
0P0AK

Gearbox, clutch

- Manually operated gearbox, MAN 16.25 OD
- Gearbox for increased percentage of overrun during driving operation
- Manual gearbox operation, single-H, group/split switch
- Single-disc clutch, 430 mm, dry, reinforced (LongLife)

0P5VL  
0PGCL  
0P3KL  
0P0DW



- Driveline propshaft, reinforced
- Propshaft, 2nd rear axle, reinforced

0P0E2  
0PGCF

Wheels, tyres

- Required tyre speed index J


0PFW2





Front axle tyres Bridgestone 315/80R22.5 M-STEER 001 Steering-Road+Offroad TL

0PEYF



Product Information Sheet

Delegated Regulation (EU) 2020/740	
Supplier name or trademark	BRIDGESTONE
Commercial name or trade designation	M-STEER 001
Tyre type identifier	8697
Tyre size designation	315/80 R22.5
Load-capacity index	156
Load-capacity index (Load index for Dual mounting)	150
Speed category symbol	K
Fuel efficiency class	C
Wet grip class	B
External rolling noise class	A
External rolling noise value	69 dB
Severe snow tyre	Yes
Date of start of production	14/16
Date of end of production	-
Additional information	
Load-capacity index (Single load index for Additional Service Description)	
Load-capacity index (Dual load index for Additional Service Description)	
Speed category symbol (for Additional Service Description)	


- Rim type, front axle, steel, single-part
- Rim size, front axle, 10-hole, 9.00x22.5
- Wheel nut cover ring, front axle

0P0P0  
0P0NI  
0P0PR



□ Rear axle tyres Bridgestone 315/80R22.5 M-DRIVE 001 Drive-S+G TL

0PDT9



Product Information Sheet

Delegated Regulation (EU) 2020/740	
Supplier name or trademark	BRIDGESTONE
Commercial name or trade designation	M-DRIVE 001
Tyre type identifier	8691
Tyre size designation	315/80 R22.5
Load-capacity index	156
Load-capacity index (Load index for Dual mounting)	150
Speed category symbol	K
Fuel efficiency class	D
Wet grip class	B
External rolling noise class	A
External rolling noise value	72 dB
Severe snow tyre	Yes
Date of start of production	14/16
Date of end of production	-
Additional information	
Load-capacity index (Single load index for Additional Service Description)	
Load-capacity index (Dual load index for Additional Service Description)	
Speed category symbol (for Additional Service Description)	

- Rim type, rear axle, steel, single-part
- Rim size, rear axle, 10-hole, 9.00x22.5


0P000  
0P0MU





□ Tyres for 2nd rear axle Bridgestone 315/80R22.5 M-DRIVE 001 Drive-Road+Offroad TL

0PEB9



Product Information Sheet

Delegated Regulation (EU) 2020/740	
Supplier name or trademark	BRIDGESTONE
Commercial name or trade designation	M-DRIVE 001
Tyre type identifier	8691
Tyre size designation	315/80 R22.5
Load-capacity index	156
Load-capacity index (Load index for Dual mounting)	150
Speed category symbol	K
Fuel efficiency class	D
Wet grip class	B
External rolling noise class	A
External rolling noise value	72 dB
Severe snow tyre	Yes
Date of start of production	14/16
Date of end of production	-
Additional information	
Load-capacity index (Single load index for Additional Service Description)	
Load-capacity index (Dual load index for Additional Service Description)	
Speed category symbol (for Additional Service Description)	

- |  |       |
|--|-------|
| □ Rim type, 2nd rear axle, steel, single-part                        | 0P0PA |
| □ Rim size, 2nd rear axle, 10-hole, 9.00x22.5                        | 0P0O7 |
| □ Spare wheel, in accordance with configuration for front axle tyres | 0P0MH |
| □ Tyre inflation hose, 20 m, with pressure gauge                     | 0P1UA |

Axes

- |   |       |
|---|-------|
| □ 6x4   | 0P3B9 |
| □ Steering ratio, indirect  | 0P1JY |
| □ Steering oil tank with electrical measuring sensor  | 0P1JV |
| □ Front axle, 9,200 kg, not driven, straight, steered, not liftable                                     | 0P5EX |
| □ Mudguard, front axle  | 0P1AT |
| □ Splash guard mat on mudguard, front axle, longer at bottom  | 0P1XS |
| □ Rear axle HPD-1382, 13,000 kg, planetary axle with drive-through, straight, not steered, not liftable | 0PIY1 |
| □ Twin tyre on rear axle  | 0P1HN |



<input type="checkbox"/>	Mudguard, rear axle, upper shell removable	0P1AM
<input type="checkbox"/>	Splash guard flaps on mudguard, rear axle	0P1XI
<input type="checkbox"/>	2nd rear axle HP-1352, 13,000 kg, planetary axle without drive-through, straight, not steered, not liftable	0P1VD
<input type="checkbox"/>	Twin tyre on 2nd rear axle	0P1HW
<input type="checkbox"/>	Mudguard, 2nd rear axle, removable upper shell	0P1B3
<input type="checkbox"/>	Splash guard mat on mudguard, 2nd rear axle	0P1XY
<input type="checkbox"/>	Axle ratio, $i = 3.63$	0P0CZ
<input type="checkbox"/>	Differential locks on driven rear axles	0P0DI



<input type="checkbox"/>	Without differential locks, front axles	0P0DL
--------------------------	---	-------

## Axle control system and suspension

<input type="checkbox"/>	Suspension type for front axles and driven rear axles, leaf/leaf (BB)	0P2YB
<input type="checkbox"/>	Leaf-spring suspension on front axle, parabolic, 3-leaf, steel	0P1JE
<input type="checkbox"/>	Leaf-spring suspension on rear axle, parabolic, 5-leaf, steel	0P1J2
<input type="checkbox"/>	Leaf-spring suspension on 2nd rear axle, parabolic, 5-leaf, steel	0P1JL
<input type="checkbox"/>	Spring load-bearing capacity front axle 9,500 kg	0P5C4
<input type="checkbox"/>	Spring load-bearing capacity of rear axle, 16,000 kg	0P5BW
<input type="checkbox"/>	Spring load-bearing capacity of 2nd rear axle, 16,000 kg	0P5C8
<input type="checkbox"/>	Shock absorbers on front axle	0P1M4
<input type="checkbox"/>	Shock absorbers on rear axle	0P1LQ
<input type="checkbox"/>	Shock absorbers on 2nd rear axle	0P1M9
<input type="checkbox"/>	Stabiliser, front axle	0P1LD
<input type="checkbox"/>	Stabiliser, rear axle	0P1LA
<input type="checkbox"/>	Stabiliser, 2nd rear axle	0P1LH
<input type="checkbox"/>	Wishbone, reinforced	0P6ZS
<input type="checkbox"/>	Without trailer air suspension control	0PHN2

## Cab

### Cab and cab exterior

<input type="checkbox"/>	TN cab: the flexible one (narrow, long, normal height)	0P2DF
--------------------------	--	-------



<input type="checkbox"/>	Cab mount, Comfort	0P1V9
<input type="checkbox"/>	Cab tilt mechanism, manual	0P1V6
<input type="checkbox"/>	Tilting roof, mechanical	0P1VW
<input type="checkbox"/>	Bumper, steel, 3 pieces	0P1SG



<input type="checkbox"/>	Front step, integrated, with grab option	0P1VE
<input type="checkbox"/>	Windscreen, composite safety glass, tinted	0P1X0
<input type="checkbox"/>	Sunblind, in front of windscreen	0P1WK
<input type="checkbox"/>	Wiper system for windscreen	0P1WG
<input type="checkbox"/>	Wiper activation, manual	0P1UL
<input type="checkbox"/>	Step unit, hinged	0P1V0
<input type="checkbox"/>	Central locking, no remote control	0P1WS
<input type="checkbox"/>	Vehicle key, 2 units	0P3JT
<input type="checkbox"/>	No door extension	0P1WV
<input type="checkbox"/>	Door labelling, according to trade tonnage of vehicle	0P2DQ
<input type="checkbox"/>	Door windows, tinted	0P1WO
<input type="checkbox"/>	Door window, safety glass	0P1WM
<input type="checkbox"/>	Cab rear wall, no window	0P1VD

## Lights and acoustic signals on cab exterior (headlights, horn, ...)

<input type="checkbox"/>	Without light and headlight package	0PKWU
<input type="checkbox"/>	Front headlights, H7	0P1ZN
<input type="checkbox"/>	Stone protection guard for front headlights, wide and fine mesh	0PICD
<input type="checkbox"/>	Daytime driving lights, H7	0P2BN
<input type="checkbox"/>	Fog lights, H7	0P2AH
<input type="checkbox"/>	Turn signal lights, sides, bulb	0P1Z6
<input type="checkbox"/>	Headlight beam regulator, manual	0P2AC
<input type="checkbox"/>	Driving-light control, manual	0P1ZF
<input type="checkbox"/>	Contour lights, bulb, 2 units	0P2BT
<input type="checkbox"/>	Comfort indicator function, can be activated	0P1ZW
<input type="checkbox"/>	Horn, two-tone, electrical	0P1W1
<input type="checkbox"/>	Preparation for revolving beacons (wiring)	0P2BF
<input type="checkbox"/>	2 revolving beacons on cab roof, 1 right and 1 left	0P2B3
<input type="checkbox"/>	Spotlights, 2 units, cab roof, 1 right and 1 left	0P1YM



<input type="checkbox"/>	Spotlight, LED, white	0PJQA
<input type="checkbox"/>	Switch for spotlight/manoeuvring light	0P5U5
<input type="checkbox"/>	Without revolving beacons at the rear of the vehicle	0PJRO

## Mirrors and mirror replacements

<input type="checkbox"/>	Without mirror package	0PKWV
<input type="checkbox"/>	Exterior rear-view mirror, mechanically adjustable	0P2CC
<input type="checkbox"/>	Kerb mirror, right, mechanically adjustable	0P2CH
<input type="checkbox"/>	Front mirror, mechanical adjustment	0P2CJ
<input type="checkbox"/>	Mirror housing, not painted	0P2CP
<input type="checkbox"/>	Vehicle components, suitable for body width larger than 2,400 mm to 2,600 mm	0P2CT

## Seats

<input type="checkbox"/>	Seat covers, fabric, standard	0P2PQ
<input type="checkbox"/>	Without driver's seat package	0PKXV
<input type="checkbox"/>	Comfort driver's seat, air-sprung	0P2P2
<input type="checkbox"/>	Driver's seat arm rests	0P2OE
<input type="checkbox"/>	Without co-driver's seat package	0PKXU
<input type="checkbox"/>	Co-driver's seat, not sprung, with storage box	0P2OO
<input type="checkbox"/>	Storage space, in seat bracket of co-driver's seat	0P2Q6
<input type="checkbox"/>	Seat belt indicator, driver's side, acoustic and visual	0P2NB

## Driver's workplace

<input type="checkbox"/>	Multi-function steering wheel, adjustable height and angle	0P2GD
<input type="checkbox"/>	Steering wheel, with parking position	0P2GE
<input type="checkbox"/>	Steering lock	0P3JZ
<input type="checkbox"/>	Instrumentation, Basic km/h	0P3L3
<input type="checkbox"/>	Tachograph Simulation Unit (TSU), instead of tachograph	0P2KY
<input type="checkbox"/>	Tachograph, calibrated	0P2KG
<input type="checkbox"/>	Stowage compartment, open with two USB sockets, 5 V, charging only, to the right of climate control panel	0PGT7
<input type="checkbox"/>	Plug-in ashtray, instrument panel in middle section, 1 unit	0P2FO
<input type="checkbox"/>	Cigarette lighter	0P2IH
<input type="checkbox"/>	Single DIN slots, 4 units, roof space, front	0P2FJ
<input type="checkbox"/>	Without storage tray next to seat	0PJRS

## Cab air-conditioning system

- Air-conditioning system, manual

0P2NU



## Bunk area

□ 1 bunk, 70 mm mattress, with storage nets	0PKNC
□ Bunk, bottom, with slatted support	0P2GX
□ Fabric cover for bottom bunk	0P2I5
□ Bunk mattress, bottom, 70 mm	0P2GL
□ Net, left, at bottom bunk	0P2EI
□ Net, right, at bottom bunk	0P2EO
□ Cross-cab curtain, rear seats	0P2GP
□ Storage box, rear, left, accessible from outside and inside with flap	0P2H2
□ Storage box, rear, right, accessible from outside and inside with flap	0P2H6

## Cab interior

□ Colour scheme for interior styling, dark	0P2I6
□ Interior styling analogous to colour scheme	0PGBT
□ Without driver's workplace package, Comfort	0PKXT
□ Windscreen roller blind, internal	0P2FE
□ Carpet, on engine tunnel	0P2I9
□ Interior light, reading light (both sides)	0PKMZ
□ Interior light, central	0PHA6
□ Reading light, 2 units, 1 on driver's side and 1 on co-driver's side	0P2IR
□ Entry lighting	0P2IO
□ Entry handles, standard	0PHPK
□ All-round curtain	0P2GS
□ Door interior cladding, washable	0P2IA
□ Without stowage and storage space package	0PKXS
□ Net, cab rear wall	0P2F0
□ Storage, instrument panel in middle section, open	0P2HK
□ Storage compartment, below the bunk, with bulkhead	0P2HH
□ Grab handle, above door, internal, 2 units, 1 right and 1 left	0P2G2

## Accessories and tools



<input type="checkbox"/>	Without accessories and tools package	0PKXA
<input type="checkbox"/>	Vehicle toolkit	0P2TX
<input type="checkbox"/>	No warning triangle	0P3FH
<input type="checkbox"/>	Jack, 12,000 kg	0P3F8
<input type="checkbox"/>	Operator's manual in French, printed, additional	0P2JC

## Intelligent Truck

---

### Assistance systems

---

<input type="checkbox"/>	Tempomat (cruise control, CC)	0P1TR
<input type="checkbox"/>	Road speed limiter, adjustable, limiter (engine speed regulation)	0P0C3
<input type="checkbox"/>	Without advanced emergency braking system	0P1U5
<input type="checkbox"/>	Without driving fitness detection system	0PHN5
<input type="checkbox"/>	Without Front Detection	0PHNA
<input type="checkbox"/>	Without traffic sign recognition	0PHNE
<input type="checkbox"/>	Without Reversing Motion System	0PHNV
<input type="checkbox"/>	Without distance warning system	0PKA0

### Infotainment (radio,...)

---

<input type="checkbox"/>	MMT infotainment system, Starter Basic	0P2M1
<input type="checkbox"/>	MAN loudspeaker system	0P2MF
<input type="checkbox"/>	No navigation map	0P2N2
<input type="checkbox"/>	French additionally for display	0P2JT

## Bodies/interfaces

---

### Interfaces to semitrailer (e.g. fifth-wheel coupling, brake connection,...)

---

<input type="checkbox"/>	2-line semitrailer brake connection, behind cab, spiral cable with standard coupling	0P1O2
<input type="checkbox"/>	Trailer socket behind cab, 24 V, 15-pin	0P1P9
<input type="checkbox"/>	Spiral cable to semitrailer, electr., one unit, for trailer socket behind cab, 24-V, 15-pin to 15-pin	0P8NY
<input type="checkbox"/>	Y-spiral line to semitrailer, electr., for trailer sockets behind cab, 24 V, 15 pin to 7+7 pin	0P1QO
<input type="checkbox"/>	Spiral cable to semitrailer, electric, for trailer socket ABS, behind cab	0P8O1
<input type="checkbox"/>	Fifth-wheel pick-up plate installation height, 40 mm (up to max. 36,000 kg fifth-wheel coupling load)	0P6ZZ



- JOST JSK 38 C 3.5" fifth-wheel coupling

0P1RP



- |  |       |
|--|-------|
| □ Kingpin, 3.5" diameter                           | 0P1RZ |
| □ Manufacturer of fifth-wheel coupling: Jost       | 0PBY1 |
| □ Fifth-wheel coupling installation height, 190 mm | 0P1PT |
| □ Fifth-wheel coupling, manual lubrication         | 0P6XR |
| □ Rubber joint bearing, fifth-wheel coupling       | 0PBY6 |
| □ Fifth-wheel coupling actuation, normal handle    | 0P1QI |
| □ Without sensing of the fifth-wheel coupling      | 0PHN7 |
| □ Fifth-wheel lead, 1,125 mm                       | 0P5AY |

#### Interfaces to trailer (e.g. trailer coupling, brake connections,...)

- |   |       |
|---|-------|
| □ Towing coupling at final cross member, ROCKINGER SK5          | 0P1MZ |
| □ Towing coupling on final cross member                         | 0P1SH |
| □ Without trailer brake connection at end of frame, centre      | 0P1O0 |
| □ Without trailer socket at frame end                           | 0P1OW |
| □ Trailer socket for anti-lock braking system (ABS), behind cab | 0P1O5 |

#### Ex works bodies and interfaces to bodies (e.g. tipper indicator...)

- |  |       |
|--|-------|
| □ Interface for data exch. with body (customer-specific control module) and engine intermediate speed control (ZDR), front area of cab | 0P2NA |
|--|-------|

#### PTOs

- |   |       |
|---|-------|
| □ Without fan wheel for PTO, gearbox-dependent  | 0P4VR |
| □ Preparation, electr., for subsequent installation of a shiftable PTO, gearbox-dependent | 0P4OI |
| □ Sector-specific parameterisation, general   | 0P4X0 |

#### Towing, recovery and lashing

- |  |       |
|--|-------|
| □ Central coupling jaw, integrated in bumper/front cross member, with lock pin | 0P1MK |
|--|-------|

#### Paintworks

##### Paintwork, cab, top

- |                    |       |
|--------------------|-------|
| □ Top coating, cab | 0P6YB |
|--------------------|-------|



## Paintwork, cab, bottom

<input type="checkbox"/>	Textured coating, step units	0P6X9
<input type="checkbox"/>	Textured coating, mudguard, behind cab	0P6YG
<input type="checkbox"/>	Textured coating, bumper, steel	0P6YQ

## Paintwork, chassis

<input type="checkbox"/>	Top coating, chassis	0P6YC
<input type="checkbox"/>	Top coating, rims, steel, white-aluminium	0P6YL

## Colour

<input type="checkbox"/>	Top coating, cab	PURE WHITE RAL 9010	N
<input type="checkbox"/>	Top coating, chassis	GRAPHITE BLACK RAL 9011	N



## Technical data: TGS 33.440 6x4 BB SA / L26JAA03

Vehicle type: Vehicle type Semitrailer tractor (SA)

Cab: TN cab: the flexible one (narrow, long, normal height)

Drive Type: 6x4

<b>Lengths</b>		<b>mm</b>
TD071	Total length	7417.0
TD063	Front vehicle overhang	1607.0
TD057	Wheelbase between front axles	0
TD058	Wheelbase between leading axle and rear axle	0
TD059	Wheelbase between rear axles	1400
TD060	Wheelbase between rear axle and trailing axle	0
TD064	Rear frame overhang	675.0
TD072	Distance from first front axle to body	865.0
TD067	Distance to kingpin from front axle, nominal position	3875.0
TD074	Slew radius, front	2910.0
TD075	Slew radius, rear	2212.0
TD068	Coupling length	7249.0

<b>Widths</b>		<b>mm</b>
TD008	Width included rearview mirror	2981.0
TD001	Width over cab	2240.0

<b>Frame</b>		<b>mm</b>
TD009	Frame width at front	945.0
TD010	Frame width at the rear	765.0
TD078	Frame profile	270 x 85 x 9,5

<b>Heights</b>		<b>mm</b>
TD033	Maximum external height, unladen	3296.0
TD082	Total transport height, unladen	3296.0
TD034	Maximum external height, laden	3198.0
TD035	Frame height at theoretical rear wheelbase, unladen	1139.0
TD036	Frame height at theoretical rear wheelbase, laden	1056.0
TD045	Raising from driving position, front	0.0
TD046	Lowering from driving position, front	0.0
TD047	Raising from driving position, rear	0.0
TD048	Lowering from driving position, rear	0.0
TD051	Height of fifth-wheel coupling above ground, unladen	1453.0
TD052	Height of fifth-wheel coupling above ground, laden	1370.0

<b>Circle dimensions</b>		<b>m</b>
TD055	Track circle diameter	17.2
TD056	Wall-to-wall turning circle diameter	18.9

<b>Weights/loads</b>		<b>kg</b>
TD026	Chassis weight with cab	10014
TD027	Chassis weight, front	5182
TD028	Chassis weight, rear	4832
TD029	Payload	22986

TD018	Statutorily permissible gross vehicle weight	33000
TD025	Technically permissible gross vehicle weight	33000
TD031	Statutorily permissible gross train weight	44000
TD032	Statutorily permissible trailer load	0

The technical data must be considered as an approximation. Some of the values are given in a simplified form. More detailed notes and descriptions can be found in the respective information in the overview. Contents and specifications have been compiled with the greatest possible care. Nevertheless, we do not assume responsibility for the data and values supplied being correct and up to date. Subject to errors and changes. MAN Truck & Bus AG is liable only in cases of intent, gross negligence or culpable breach of significant contractual obligations.